



Snohomish County Assessor's Annual Report for 2009 Taxes



Snohomish County

Assessor

Cindy Portmann—Assessor

Linda Hjelle—Chief Deputy

Chris Huyboom—Levy Comptroller

425-388-3646

February, 2009

A Message From the Snohomish County Assessor, Cindy Portmann



*Cindy Portmann
Snohomish County Assessor*

Hello,

This annual report provides general information on the property tax system in Washington State as well as specific details of the Snohomish County taxing districts levies and property taxes collected. The annual reports for tax years 2002 thru 2009 are also available on our website at:

http://www1.co.snohomish.wa.us/Departments/Assessor/Services/Forms/Annual_Reports.htm

The Assessor's office offers a class to elected officials and representatives of taxing districts each year on the Washington State laws that govern the property tax levy calculations for all taxing districts. The information is useful to anyone wanting to learn more about this process and is available on our website at:

<http://www.co.snohomish.wa.us/documents/Departments/Assessor/levyclass.pdf>

Excellence in achieving professional assessment performance standards:

We are pleased to announce once again that we have achieved excellent results in appraising property according to state law and professional assessment standards. If you would like more information on the real property appraisal performance standards and statistics for our county, I encourage you to read the reports for 2001 through 2007 at:

<http://www.leg.wa.gov/House/Committees/FIN/ratio2007.htm>. The report on the 2008 assessment for taxes payable in 2009 should also be available soon.

I would like to thank my staff for their continued hard work, commitment to excellent customer service and dedication to providing fair and equitable assessments for all property owners in Snohomish County.

A Message From the Snohomish County Assessor, Cindy Portmann

Online Filing for Personal Property Listings:

Beginning in February 2009 the Assessor's office will encourage business owners to file personal property listings online. This new internet based system will reduce paperwork and save time for business owners. The system has built in features to double check for errors, validate information, and reduce data entry time. The option of filing online will only be available to businesses who have established accounts with the Assessor's office. Businesses interested in filing online should register by April 16th.

To sign up and file online go to www.snoco.org/pplefile

Snohomish County On-line Property Information (SCOPI) continues to be a great tool for property owners that enable them to easily access the information we have on file for their property and review recent sales in their neighborhood. Information can be accessed using either an address, assessor parcel number or by locating a property visually on a map at:

<http://gis.co.snohomish.wa.us/maps/property/index.htm>

Please feel free to contact us if you have any questions or suggestions on how to improve our annual reports or services.

Sincerely,

Cindy Portmann
Snohomish County Assessor
February, 2009

Snohomish County Annual Report for 2009 Taxes

Table of Contents

- Page 4
Mission Statement
- Page 5
Important Dates, Tax Roll Summary
- Page 6-7
Significant Events
- Page 8-14
Commonly Asked Questions
- Page 15
Revaluation Schedule
- Page 16
Revaluation Notice
- Page 17
Distribution of Taxes
- Page 18-19
Total Taxes Levied by all Taxing Districts 1965-2008
- Page 20
Voted vs. Non-voted Taxes Levied for all Taxing Districts 1986-2008
- Page 21
Typical Levy Rates for Cities and Unincorporated Snohomish County
- Page 22
Snohomish County Levy Rate Distribution
- Page 23
Typical Residence Value and Tax
- Page 24
Percent of Increase by District
- Page 25-27
Voter-Approved Property Tax Measures for Capital Purposes
- Page 28-44
Taxing District Summaries
- Page 45-132
Tax Code Area Summaries
- Page 133-140
Assessments and Levies Due by Levy Category

Available Information

Much of the property information that may be helpful to you is available for your inspection at our front counter and on-line at www1.co.snohomish.wa.us/departments/assessor. This includes:

- Property characteristics
- Property assessed taxable value history
- Property sales
- Name and address of taxpayer
- Maps

You may obtain a photocopy of any of this information on a particular property for a small fee.

Important Phone Numbers

General Information

	(425) 388-3433
Toll-free	(800) 562-4367
Fax	(425) 388-3961
Mailing Address Correction	(425) 388-3366
Property Address Correction	(425) 388-3707
Exemptions & Deferrals	(425) 388-3540
Personal Property	(425) 388-3656
Residential Real Property	(425) 388-6555
Commercial Real Property	(425) 388-3566
Revaluation Questions	(425) 388-3038
Levy Comptroller	(425) 388-3646
Land Segregations	(425) 388-3525

Office hours are 9:00 a.m. to 5:00 p.m., Monday through Friday, except holidays.

For your convenience, our Customer Service Center is located on the 1st floor of the Administration East building, 3000 Rockefeller Avenue, Everett, Washington.

Mission Statement

Our mission is to administer a property assessment system that meets statutory requirements and to serve our customers in a professional manner.

Nature of the Assessor's Program

Function:

To administer the assessment and levy of property taxes in Snohomish County.

Scope:

The listing of all taxable real and personal property within the geographic boundaries of Snohomish County are within the office's jurisdiction, including property within incorporated cities.

Participants:

- Persons seeking exemptions or inclusion in a special program
- Taxpayers whose property is being appraised
- Representatives of taxing districts
- Persons seeking public information by phone, mail, or over the counter
- Persons appealing property tax assessments
- Employees of this office
- Employees of other agencies

General Activities:

- Appraisal of property
- Assessment of personal property (primarily business equipment)
- Administration of exemption programs (senior citizen and non-profit)
- Administration of special programs (e.g., open space, forest land)
- Public information
- Assessment roll maintenance (legal description changes, subdivisions, maps)
- Appeals processing
- Setting tax levies

Important Dates

Jan. 1	Real and personal property is subject to taxation and valuation for assessment purposes as of this date.
Feb. 15	Property taxes can be paid on or after this date.
April 30	Personal property affidavits due.
April 30	First half taxes due.
May 31	End of revaluation cycle.
June 1	Newly incorporated taxing districts may be established.
July 1	Filing deadline for Board of Equalization appeals.
July 15	Board of Equalization meets in open session.
Aug. 1	Most taxing district boundaries must be established.
Aug. 31	Last day Assessor can add new construction value.
Oct. 1	Last day to file for exemption on historic property.
Oct. 2	County begins budget hearings.
Oct. 31	Second half property tax due.
Nov. 15	Last day for taxing district to file levy requirements with Assessor.
Nov. 30	Last day for districts to certify to the Assessor amount of taxes to be collected for district purposes.
Dec. 31	Deadline for open space assessment applications.

Snohomish County Tax Roll Summary 2008 Assessment - 2009 Tax

Locally Assessed:

	Taxable Value (100%)
Real Property in Unincorporated Area	
Land.....	\$23,983,079,128
Improvements.....	<u>\$20,430,030,369</u>
Subtotal:.....	\$44,413,109,497
Real Property in Incorporated Area	
Land.....	\$27,158,189,728
Improvements.....	<u>\$26,093,162,679</u>
Subtotal:.....	\$53,251,352,407
Personal Property in Unincorporated Area.....	\$650,170,277
Personal Property in Incorporated Area.....	<u>\$2,662,191,138</u>
Subtotal:.....	\$3,312,361,415

State Assessed:

* Utilities in Unincorporated Area.....	\$385,852,972
* Utilities in Incorporated Area.....	<u>\$620,758,155</u>
Subtotal:.....	\$1,006,611,127
* State Boat Value.....	\$0
TOTAL VALUE OF ALL TAXABLE	\$101,983,434,446

Total 2008 taxable value of Snohomish County listed above includes new construction value in the amount of:.....\$1,596,692,305 (\$1,556,359,022 Locally Assessed + \$40,333,283 Utilities)

*State Assessed = Assessed by State of Washington Department of Revenue

Note: The assessment date of January 1st, 2008 and new construction assessment date of July 31st, 2008 are used to calculate 2009 taxes.

Significant Events in the History of Property Tax in Washington State

1853 – Territorial government established; all taxes to be assessed uniformly; exemption for property of the United States, churches and benevolent institutions.

1889 – State Constitution adopted — property to be assessed uniformly. Legislature may grant exemptions.

1929 – 14th Amendment to state constitution: classification of property allowed.

All real estate is one class; taxes to be uniform on the same class of property.

1935 – Revenue Act exempted all household goods and personal effects.

1944 – 17th Amendment to state constitution: added 40 mill limit. Property to be assessed at 50% of true and fair value.

1955 – Property revaluation cycle established — 4 year interval.

1965 – 47th Amendment to the state constitution allows senior citizen exemption.

1967 – Senior citizens exempt from first \$50.00 of real property tax. Barlow v. Kinnear provided the state with assessment equalization power.

1968 – Current use assessment provided for open space, timber and agricultural lands.

1969 – State revaluation plan instituted to realize the 1955 revaluation act. Carkonen v. Williams mandated a 50% ratio of assessed to market value.

1971 – \$50.00 senior citizen exemption replaced by varying exemption from special levies depending on income. Annual increase in regular levies of taxing districts limited to 106% of the largest prior levy. Annual update of values permitted.

1972 – Home improvement exemption created. Constitutional limit of 1% of market value enacted for all regular levies.

1973 – Assessment level increased from 50% to 100% of true and fair value, for 1975 taxes.

1974 – Ten year phase-out of property tax on inventories authorized

1975 – 100% assessment ratio implemented. Statutory rate limit reduced to \$9.15 per \$1,000 assessed value. Deferral of property taxes and special assessments allowed for senior citizens with income of less than \$8,000.

1976 – 64th Amendment to state constitution permits school districts to seek voter approval of two year special levies.

1978 – Seattle School District v. State requires full state funding of K-12 education.

1979 – State levy for common school support subject to 106% limitation.

1981 – Interest rate on delinquent property taxes increased from 8% to 12%.

New penalty of 11% for first year delinquencies.

1982 – Physical inspection may take six years, if values updated annually.

1983 – Business inventories eliminated from property tax and assessment rolls, effective in 1983 for 1984 collections.

1984 – Legal requirements for payment of penalties and interest on delinquent taxes relaxed. Senior Citizen Exemption qualifications revised:

1985 – Provision made for special valuation of eligible historic property. Benefit rating system authorized.

1986 – Limited waiver of the 106% limit may be placed before the voters. Levies for school capital purposes may be made for up to 6 years with voter approval.

1987 – Interest rates on property tax refunds increased.

1988 – New construction valuation date of July 31 upheld. State school levy removed from \$9.15/\$1,000 limitation for proration purposes. Local appeal date set at July 1. Personal property affidavit filing deadline set at April 30.

1989 – Business personal property exemption raised to \$3,000.

Deadline changed for determining boundaries of newly incorporated cities. Washington Condominium Act passed.

1990 – Regular levy limitation of \$5.55/1,000 of assessed valuation increased to \$5.90/1,000 and proration procedures modified. Personal property equalized based on assessment level of preceding year.

1992 – Appellants may appeal directly to State Board of Tax Appeals, bypassing local appeals board. Manifest errors no longer reviewed by the county Board. Assessor may stipulate to value of appealed property with concurrence of appellant. Four-year renewal required for Senior Citizen exemption.

1993 – Voter-approved regular levy for low-income housing authorized for cities and counties (above statutory and \$5.90 limits).

1994 – Tax bill required to show percent of voted and non-voted tax. Certain deadlines for providing information in valuation appeals altered.

1995 – Senior citizen income limit raised; values frozen as of 1/1/95. Deferral income, age and parcel size limits changed. New exemption created for multi-unit dwellings in designated urban centers.

1996 – Revaluations out-of-cycle and error corrections allowed for value-affecting changes in land use restrictions.

Significant Events in the History of Property Tax in Washington State

1997 - All intangible personal property made tax-exempt. Appeals allowed up to 60 days after notification of value change. Referendum 47 imposes additional requirements on the 106% limit.

1998 – The value averaging portion of Referendum 47 is ruled unconstitutional by the Washington State Supreme Court. Senior exemption eligibility and benefits were liberalized.

2000 – I-722 passed in November mandating a roll back of assessed values to January 1, 1999 levels and limiting future increases of taxable value to 2% per year.

It also limited taxing district non-voted property tax increases to 2%, and rolled back certain property tax increases levied for 2000. The initiative was not implemented because the Washington State Supreme Court unanimously ruled it unconstitutional on September 20, 2001.

2001 – I-747 passed in November which restricts taxing districts to a 1% monetary aggregate increase over their prior highest lawful levy. Effective for the 2002 tax year.

2002 – The cost of new or rehabilitated housing exempt under RCW 84.14 is to be counted as new construction for levy purposes upon expiration of the exemption.

2003 – Lid-lifts for counties, cities and towns may be approved for a six-year period with one vote. The ballot measure must contain the limit factor to be used each year. The limit factor may exceed 1% and may differ each year.

2004 – Property belonging exclusively to federally recognized Indian tribes is eligible for exemption if the property is used for essential government services. Regional fire protection service authorities are created that may raise money through regional sales & use taxes, benefit charges or property taxes. Senior citizen exemption qualifications are revised.

2005 – Senior citizen & disabled person's exemption was extended to veterans with 100% service-connected disability. Taxing district's budget certification deadline was moved to November 30th. A property tax exemption was created for newly installed sprinkler systems in nightclubs. A new program of grants for payment of property taxes is created for widows & widowers of certain honorably discharged veterans. Statutes for special districts were amended. To require use of the reduced assessed value for forest lands, agricultural lands or open space lands. Fire districts may protect up to 25 cents of the 2nd & 3rd levies from proration.

2006 – Nonprofit exemptions for public assembly halls, veteran's organizations, schools & colleges were revised to allow expanded uses & rentals. A citizen commission for Performance Measurement of Tax Preferences was created by the Legislature. Senior Property Tax Deferral Program interest rate was lowered from 8% to 5%. Local Infrastructure Financing Tool was enacted. Locally assessed, newly constructed wind turbines may be included like new construction in the levy limit calculation. I-747 was declared unconstitutional by the King County Superior Court. The Attorney General filed an appeal and was granted a stay.

2007 – The King County Superior Court Decision of I-747 being unconstitutional was upheld by the Supreme Court. As a result, the State Legislature, in a special session, reinstated the 1% limit factor adopted by the voters. The ability to request multiple year lid-lifts was extended to all taxing districts. The effective date for establishing boundaries for most taxing districts was changed to August 1st. The use of school district capital projects funds was expanded to include technology.

2008 – Single year and multiple year lid lifts are considered temporary unless the ballot proposition approved by voters makes the increase permanent. Counties, cities, and towns may create a beach management district. An advance tax is no longer required to be paid prior to recording a binding site plan with the county auditor.

Commonly Asked Questions

Q: What does the County Assessor Do?

A: The Assessor sets the assessed value of all real and personal property within Snohomish County for tax purposes and sets the levy rates based on taxing district budget requests, statutory limits and property values. The Assessor's office also keeps track of ownership changes, maintains parcel boundaries, keeps descriptions of buildings and property characteristics up to date, administers tax exemptions and special use programs and analyzes trends in sales prices, constructions costs and rents in order to estimate the value of property.

Q: What is personal property?

A: Generally, personal property is mobile property used in conducting a business. The chief characteristic distinguishing personal property from real property is mobility. Business inventories are exempt from the property tax, as are household goods and personal effects.

Taxable personal property includes (but is not limited to): office machinery and equipment as well as supplies and materials which are not held for sale or do not become an ingredient or component of an article being produced for sale. Also assessable as personal property are: furniture, fixtures and equipment in commercial use; leased equipment, certain leasehold improvements, manufacturing machinery and equipment; agricultural machinery and equipment, contractor's, sawmill and logging machinery and equipment.

Q: How often does the Snohomish County Assessor value personal property?

A: Annually. Personal property affidavits, which list taxable property by category, cost and the acquisition dates, are filed with the Assessor's office each year by the taxpayer and are due by April 30. The affidavits are used by the Assessor to value property for taxes due in the following year.

To find out more about personal property and to download forms, visit our website at www1.co.snohomish.wa.us/departments/assessor. Click on Assessor Links and then Business Equipment.

Q: What is real property?

A: Real property includes all land and any improvements, such as buildings attached to the land. Manufactured homes and mobile homes are also assessed as real property.

Q: How often does the Snohomish County Assessor re-inspect and appraise real property for tax purposes?

A: State law requires that the Assessor maintain a systematic revaluation program. All real property in Snohomish County is physically inspected at least once every six years. Approximately one sixth of the property in the county is re-inspected each year. The Assessor also adds value annually for new construction, remodeling, additions, subdivisions, etc. Beginning with the 2004 assessment for 2005 tax year, we changed to an annual reassessment program. All real property is now statistically updated every year and physically inspected at least once every six years.

Q: What laws affect how the Assessor appraises my property?

A: Washington State law requires Assessors to appraise property at 100 percent of its "true and fair market value" in money according to the "highest and best use" of the property. That means the Assessor must first know what similar properties are selling for, what it would cost to replace it, and what the current interest rates are for borrowing the money to buy or build properties like yours. There are three basic approaches to the valuation of real property:

- **Market or sales approach:** comparison of a property with the characteristics of similar properties that have recently been sold.
- **Cost approach:** estimate of the replacement cost of a structure and adjusting that estimate to account for depreciation.
- **Income approach:** analysis of a property's value based on its capacity to generate revenue for the owner.

Q: What is market value?

A: It is the amount of money a willing and unobligated buyer is willing to pay a willing and unobligated seller. In other words, it is the price most people would pay for your property in its present condition.

Q: Why do we have property tax?

A: Taxing authorities such as school districts, park districts and city councils adopt their budgets and levy taxes to deliver the services that taxpayers want and authorize. Taxing authorities require money to provide those services. Property taxes are also used to pay for special voter-approved measures such as school maintenance and operation levies and bonds, and emergency medical levies.

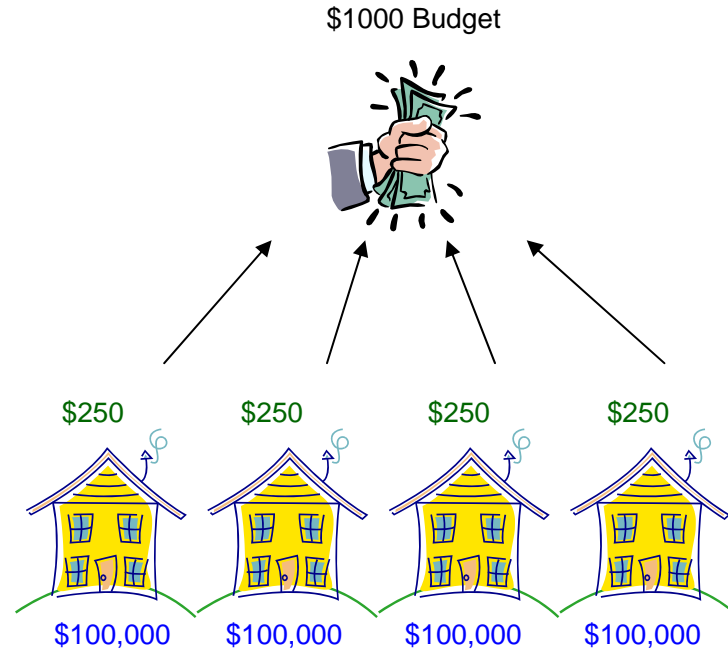
Q: How are property taxes determined?

A: Property Tax Explanation:

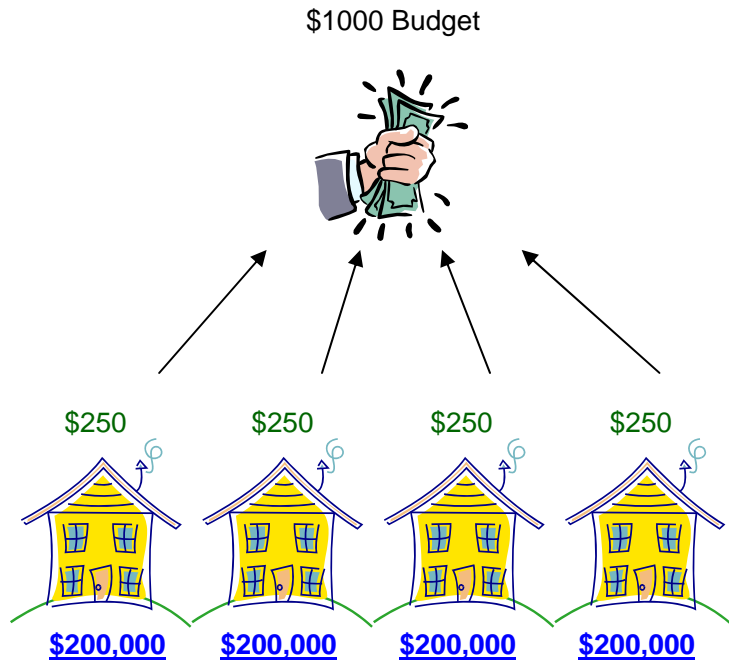
I would like to thank the Spokane County Assessor Ralph Baker for allowing me to publish his well written and easy to understand explanation of our Washington State property tax system for annual revaluation counties. For Snohomish County the same principles apply. Cindy Portmann, Snohomish County Assessor.

As Spokane County Assessor, I've received a number of inquiries that highlight broad misunderstanding of how our property taxes are determined and where limits apply. The best way I know to explain Washington's property tax system is with some simple illustrations.

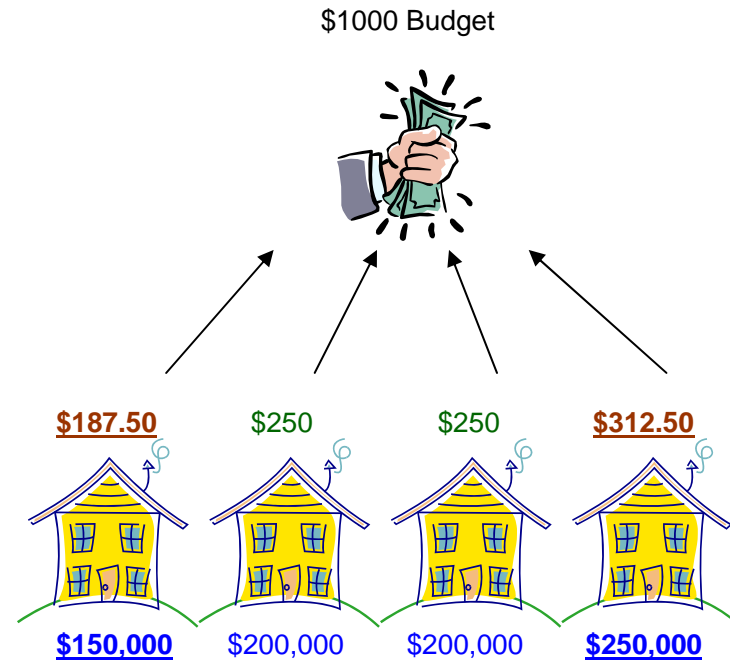
Imagine a little city that consists of four homes, each exactly the same, and each appraised by the Assessor at \$100,000. Let's also say that the annual city budget for our imaginary city is \$1000. To raise the amount of the budget, each homeowner must pay \$250. Four homes each paying \$250 raises \$1000. Our property tax system is budget based. We tax enough to raise the amount in the budget. No more.



Let's say next year's budget remains at \$1000, but the Assessor doubles the assessed value of all the homes to \$200,000 each. Do the taxes on each of the homes change? No. To raise the budgeted amount, each must still pay \$250. In this example, the assessed value of each home doubled, but the tax didn't change.



Now let's get a bit more realistic and say that the values on the homes change differently. Suppose one home goes from \$100,000 to \$150,000. Two homes double in value to \$200,000 and the last home jumps up to a whopping \$250,000! Now what happens to the taxes? Well, the average value of the four homes is still \$200,000. So the taxes on the two homes that go to \$200,000 are unchanged. They are at the average and they each still pay \$250. The lowest valued home sees its tax go down to \$187.50, even though the assessed value goes up 50 percent! The home that jumped 150 percent to \$250,000 in value sees its property tax go up to \$312.50, a 25 percent increase. In the end, we still only raise \$1000 total to meet the budget. Interesting right?



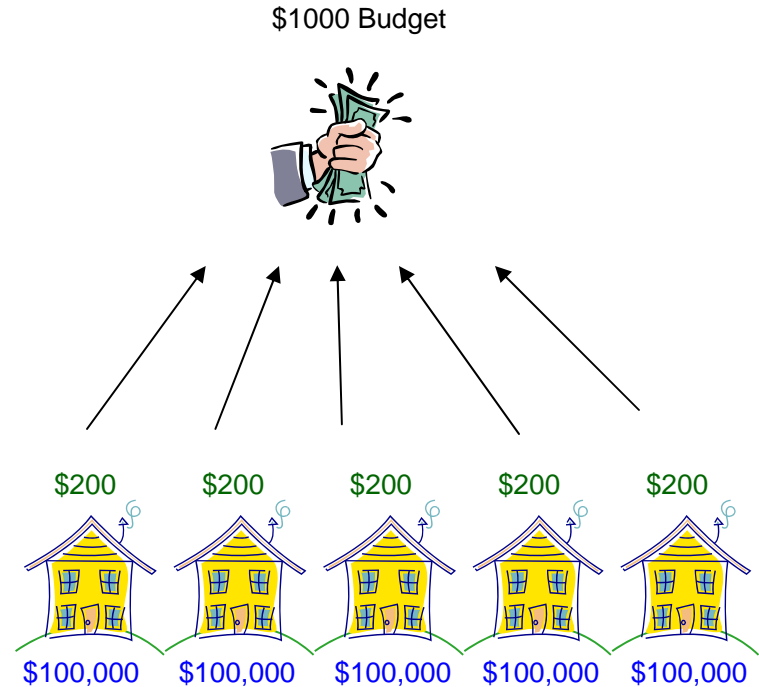
But wait. Normally budgets don't stay the same; they go up, right? Back in 2000, Washington State voters approved Initiative 747. I-747 limited annual budget increases to 1 percent unless voters approve a greater increase. In our imaginary city, the \$1000 budget can only increase 1 percent to \$1010 the following year unless the voters who live in the city approve a higher increase. While a Superior Court Judge recently ruled I-747 was unconstitutional, I suspect it will be back soon.

Our imaginary city gives simple illustrations of our property tax system. In reality, it's not so simple. In Spokane County *, there are about 202,000 properties (all different from each other), 116 tax code areas, and 57 tax districts. Although each property is in one tax code area, each property is in a number of tax districts because tax districts overlap. For instance, my mother lives in the house next door to mine. We both live in Fire District 10, however, she is in the Cheney School District while I'm in School District 81. The result is that even though we live right next to each other, we are in different tax code areas, and our total tax rates differ. The 57 tax districts in Spokane County are comprised of the county, cities, fire districts, emergency service districts, library, sewer, water, and cemetery districts, resulting in 116 tax code areas. Each tax district has an

annual budget. To further complicate taxes, some property that crosses county lines, such as railroad property and telephone lines are assessed by the state. We also assess and tax business personal property. And we process senior and disabled exemptions and farm and agricultural valuation reductions. Spokane County's property tax system operates just like our imaginary little city, but on a much larger scale and with all these additional factors. Nonetheless, our computer systems allow very accurate calculation of property taxes.

Most taxpayers who call my office think there is a limit on increases to assessed values. Not so. Assessed values are driven by the real estate market. The limit is on the annual budget growth of the tax districts.

I have one more illustration that I think would be useful in our discussion. Let's look at what happens if someone moves into our little city and builds a new house. If we again say the assessed value of each home is the original \$100,000 but add a new home, look what happens to the individual property tax on each home. Five homes supporting the \$1000 budget means each home now pays only \$200 each. While growth brings more demand for government services, and is likely to push up demand for a greater budget, the initial effect is decreased taxes.



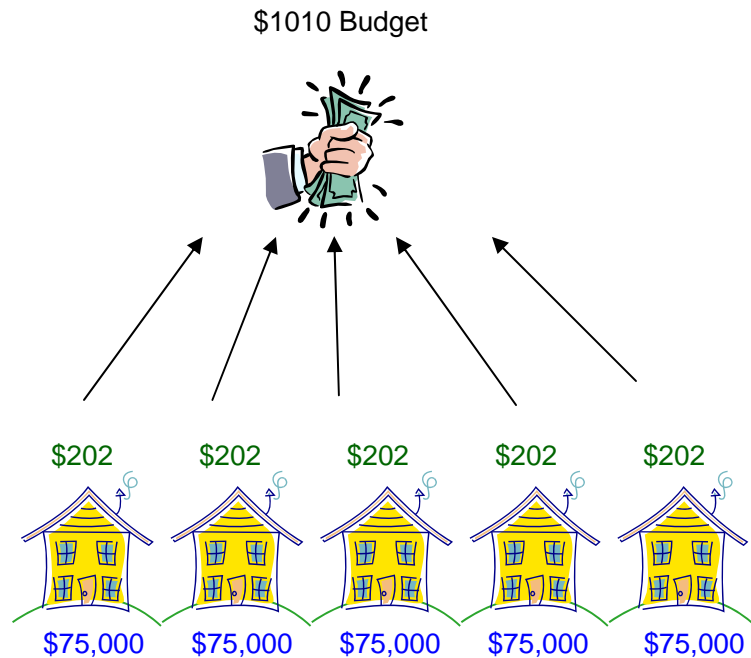
Now let's discuss appraisals. In assessor jargon, Spokane County is known as an "Annual County". That means all property is to be adjusted back to fair market value every year. While we reappraise only 1/6th of our county each year, we update the valuation of all property annually. All property is valued based upon the sale of comparable homes. With our real estate market as active as it is, and with home prices moving up so quickly, we have worked hard in the Assessor's Office to keep up. Many people ask if the real estate market "bubble" bursts and prices begin to decline, will the assessed value decline with it? The answer is yes. We will follow the market. But recall the examples above; we will still raise the amount of the budget. Declining values would not necessarily mean lower taxes.

I hope this discussion helps you understand how our system works. You control your taxes at the ballot box. It is vitally important that our citizens carefully consider all levy issues they are asked to vote upon.

Sincerely,

Ralph Baker, Spokane County Assessor

Continuing with using the last example from Spokane County. Let's look at what happens if home values decline from \$100,000 to \$75,000. The new assessed value is \$75,000 with the budget of \$1,000 increasing by 1 percent or \$1,010. Look what happens to the individual property tax on each home. Five homes supporting the new \$1,010 budget means each home now pays the amount of \$202 each. Although the assessed value decreased by \$25,000 the budget increased by 1 percent and property owners pay \$2 more.



*Snohomish County there are approximately 236,937 properties, 347 tax code areas, and 73 tax districts.

Q: If assessed value increases, do taxes have to increase?

A: No. Raising property values does not increase taxes. Taxing districts' budgets are limited by how much their budgets can increase under the 1% Levy Limit. For example, let's say a portion of your tax bill is for a city:

- The city taxing authority decides how much money the property tax has to collect that year, say \$1 million.
- Assessors estimate the total assessed value (A/V) of all taxable property within the city, say \$500 million.
- A tax rate (levy rate) is calculated by dividing the amount of tax to be raised by the total A/V of the city: \$1 million/\$500 million = \$2 per thousand dollars of A/V.
- If your home's assessed taxable value is \$100,000, your share of the taxes will be: $.002 \times \$100,000 = \200 .
- If the assessed taxable value of property within the city doubles to \$1 billion, and the amount to be raised stays the same, the tax rate will be: \$1 million/\$1 billion = \$1 per thousand dollars of A/V.
- Your taxes, if your home doubles in value, will still be \$200: $0.001 \times \$200,000 = \200 .

Q: If assessed values decrease, do property taxes automatically decrease?

A: No, not unless the decrease in assessed value for a taxing district causes the taxing authority to exceed the statutory limit for its regular levy rate. For example, let's say a portion of your tax bill is for a taxing district:

Example One:

Before values decrease and a taxing district is not at its statutory limit at \$2.00 per thousand dollars of assessed value.

- The taxing authority decides how much money the property tax has to collect that year, say \$1 million.
- Assessors estimate the total assessed value (A/V) of all taxable property within the district is \$1 billion.
- A tax rate (levy rate) is calculated by dividing the amount of tax to be raised by the total A/V of the district: \$1 million/\$1 billion = \$1.00 per thousand dollars of A/V.
- If your home's assessed taxable value is \$100,000, your share of the taxes will be: $.001 \times \$100,000 = \100

Example Two:

Before values decrease and a taxing district is at its statutory limit at \$2.00 per thousand dollars of assessed value.

- The taxing authority decides how much money the property tax has to collect that year, say \$1 million.
- Assessors estimate the total assessed value (A/V) of all taxable property within the district is \$500 million.
- A tax rate (levy rate) is calculated by dividing the amount of tax to be raised by the total A/V of the district: $\$1 \text{ million} / \$500 \text{ million} = \$2.00$ per thousand dollars of A/V.
- If your home's assessed taxable value is \$100,000, your share of the taxes will be: $.002 \times \$100,000 = \200

Example Three:

After values decrease, the calculated levy rate increases to \$4.00. The rate is still limited to \$2.00 without going to a vote of the people.

- The taxing authority decides how much money the property tax has to collect that year, say \$1 million.
- Assessors estimate the total assessed value (A/V) of all taxable property within the district is \$250 million. (A 50% reduction in assessed value from example two.)
- A tax rate (levy rate) is calculated by dividing the amount of tax to be raised by the total A/V of the district: $\$1 \text{ million} / \$250 \text{ million} = \$4.00$ per thousand dollars of A/V – which exceeds the \$2.00 limit and the district can not collect at \$4.00 – only at \$2.00. If your home's assessed taxable value is \$50,000, your share of the taxes will be: $.002 \times \$50,000 = \100
- This district's tax to be collected is reduced to \$500,000 instead of \$1 million.

Example Four:

After Values decrease and the taxing district's statutory limit is \$3.00.

- The taxing authority decides how much money the property tax has to collect that year, say \$1 million.
- Assessors estimate the total assessed value (A/V) of all taxable property within the district is \$450 million. (A 10% reduction in assessed value from the previous assessment.)
- A tax rate (levy rate) is calculated by dividing the amount of tax to be raised by the total A/V of the district: $\$1 \text{ million} / \$450 \text{ million} = \$2.22$ per thousand dollars of A/V – which does not exceed the \$3.00 limit and the district can collect at \$2.22.
- If your home's assessed taxable value is \$90,000, your share of the taxes will be: $.00222 \times \$90,000 = \200 .
- The district's tax to be collected is not reduced.

Note:

Each levy code area will have a unique combination of separate taxing districts and associated levy rates. Each individual property tax bill could be affected by all of the examples.

Q: What is the statutory rate limit?

A: The regular levy of each taxing district cannot exceed a certain rate, which is determined by the type of district. For example, the levy for the county current expense fund cannot exceed \$1.80.

Q: What is the \$5.90 limit?

A: The aggregate regular levy rate of all senior and junior taxing districts (not including the state, port districts and public utility districts, emergency medical levies, and conservation futures) cannot exceed \$5.90.

Q: What is the 1% constitutional limit?

A: Washington's State Constitution limits the regular (non-voted) combined property tax rate to 1 percent (\$10 per \$1,000) of assessed valuation. Voters may vote for special levies (such as school levies) that are added to this figure.

Q: What is Initiative 747?

A: Initiative 747, which was approved by voters in 2001, changed the amount a taxing district may levy. The regular property tax levy of a taxing district is limited to 101 percent of the highest levy since 1985, plus amounts attributable to new construction within the boundaries

of the district, increases due to newly constructed wind turbines and/or annexations to the district. Prior to I-747, the limit was 106 percent per Referendum 47. Please note that the initiative does not affect assessed values; it limits the amount a district may levy.

In 2006, I-747 was declared unconstitutional in the King County Superior Court. The Attorney General filed an appeal and the decision was upheld by the Supreme Court. As a result, in a special session held in the Fall of 2007, the State Legislature reinstated the limit factor adopted by voters under I-747.

Q: How do the taxing districts set the tax amount?

A: Every year the directors, councils or commissioners of all taxing districts meet in open session to determine the amount of taxes to be collected the following year. Public questions or comments are welcomed during this process. Once the budget has been adopted, the amount of taxes to be collected is certified to the County Assessor. The Assessor computes the levy rate required to raise the certified tax for each district and ensures that none of the constitutional or statutory limitations is violated. The County Treasurer mails tax bills on or about February 14 of the year in which they are collected and the receipts are distributed back to the various districts.

Q: What is a Tax Code Area (TCA)?

A: It is a geographical area in which local entities such as a city, county, school or fire district may assess taxes to sustain its operations. These combined taxing districts make up a Tax Code Area or TCA. In a county as large and diverse as Snohomish, there are hundreds of Tax Code Areas. TCA summaries can be reviewed as part of the Assessor's annual report for taxes, which also can be accessed online at:

www1.co.snohomish.wa.us/departments/assessor/services/forms/annual_reports.htm

Q: What tax relief programs are available?

A: There are several exemption programs and special classifications available that provide tax relief. Please contact our Exemption Dept. at 425-388-3540 or visit our web site at:

www1.co.snohomish.wa.us/departments/assessor for more information.

- "Open Space Classification" for Agricultural land, Timberland, and Nature preserves.
- "Designated Forest land Classification" for timberland parcels 20 acres or more.
- "Historical Restoration Exemption" for historical significant property undergoing restoration.
- "Improvement Exemption" a temporary exemption of valuation of additions to single-family dwellings.
- "Destroyed Property Claim" adjustment to the valuation of destroyed property.
- Property tax exemptions for Senior citizens and disabled persons.
- Full tax deferrals for Senior citizens and disabled persons.
- Exemptions for qualifying property owned by non-profit organizations.
- Limited income deferral program.

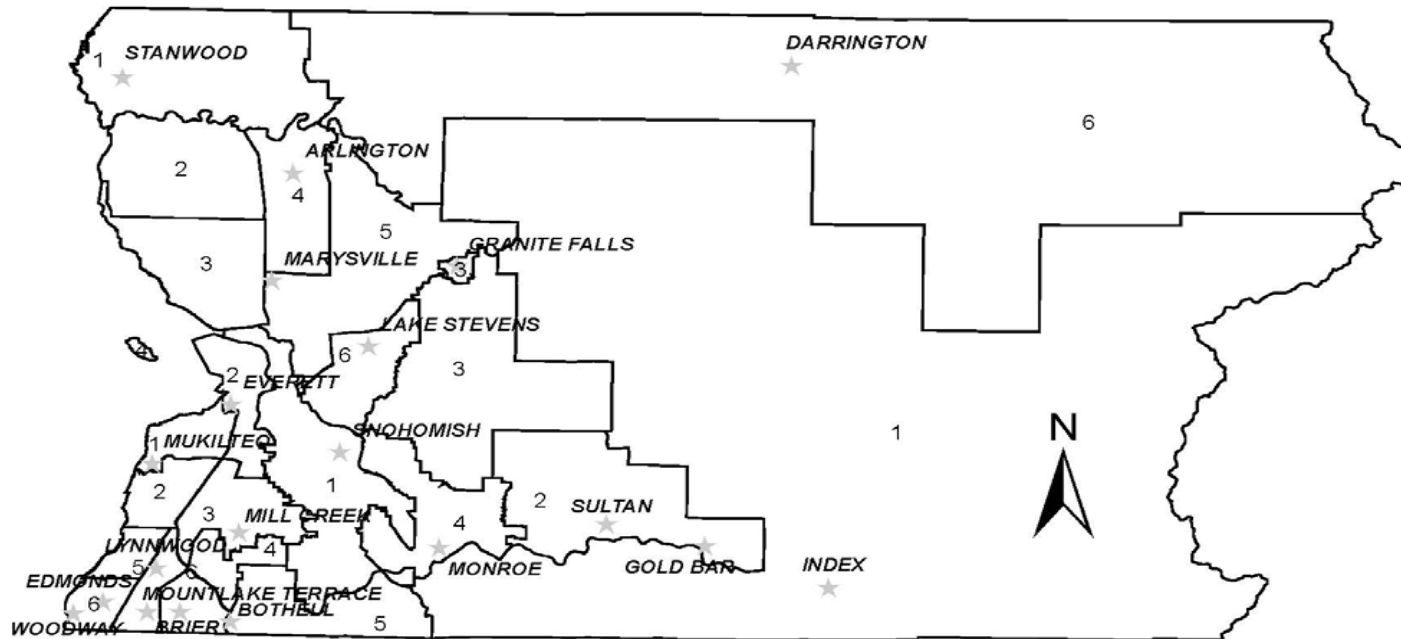
For further information about any of these exemptions, contact the Exemption Department at (425) 388-3540.

Q: Is it possible to make a "ballpark estimate" of how much the taxes will be on a piece of property that I am thinking about buying (or a structure that I might build)?

A: Yes. The average 2009 tax rate in Snohomish County is about \$9.09 per \$1000 of assessed valuation. Rates vary from area to area and from year to year, but multiplying the number of thousands of dollars of price or cost by \$9.09 will provide a rough estimate of taxes. Tax rates ranged from a low of \$6.0751 to a high of \$11.0658 depending on where you live in the county.

Snohomish County Physical Inspection Schedule

Total Residential Real Property Parcels in County 236,937.
 Real property* is revalued every year and physically inspected as follows:



RESIDENTIAL INSPECTION AREA PARCEL COUNT						
INSPECTION AREA	1	2	3	4	5	6
LAND	8,784	5,642	5,639	5,100	5,361	6,368
RESIDENTIAL	23,771	29,908	35,318	39,517	36,000	34,760
COMMERCIAL	152	123	96	139	123	136
TOTAL	32,707	35,673	41,053	44,756	41,484	41,264
RESIDENTIAL INSPECTION YEAR						
LAST	2004	2005	2006	2007	2008	2009
NEXT	2010	2011	2012	2013	2014	2015

2008 ratio as determined by the Washington State Department of Revenue: Real Property Ratio 91.2; Personal Property Ratio 98.2

*Commercial property inspection areas are different from the residential inspection areas above. Our Commercial Appraisal Division assesses 41,139 parcels. Please contact Randy Glover, Commercial Supervisor, at (425) 388-3566 if more detailed information is needed.

Assessor's Notice of Value Change

Cindy Portmann
 Snohomish County Assessor
 3rd Floor Snohomish County Admin East Bldg
 3000 Rockefeller Ave, MS 510
 Everett, WA 98201



Mail Date: June 2, 2008

TAXPAYER JOHN D & JANE D
12345 PRIMROSE LN
EVERETT, WA 98201

Parcel Number: 00200001005400
Property Located At: 12345 PRIMROSE LN EVERETT, WA 98201

ASSESSOR'S NOTICE OF VALUE CHANGE
Please read both sides—Important information on back side of document

Assessment Year: 2008 For Taxes Payable In: 2009

	Market Values		Open Space Current Use Values	
	Prior Value	New Value	Prior Value	New Value
Land:	89,000	108,500	4,300	5,100
Buildings, Etc.:	87,700	92,200	87,700	92,200
Total:	176,700	200,700	92,000	97,300
Senior Citizen/ Disabled Persons Exemption Frozen Value:		84,200		

LEGAL DESCRIPTION (Additional Legal Description lines may be on file)
 PRIMROSE LANE ADDITION BLK001 D-00 – LOT 54

SENIOR CITIZEN / DISABLED PERSONS EXEMPTION VALUES:
 If this property qualifies for a Senior Citizen / Disabled Persons Exemption for the 2008 tax year, the 2009 property taxes will be based on whichever value is lower, the New Total Market Value or the Senior Exemption Frozen Value.

MARKET VALUE
 New Market Value represents the true and fair (market) value of the property as of January 1, 2008 except in the instance where new construction has occurred, the assessment date is July 31st 2008.

CURRENT USE (OPEN SPACE) VALUE
 New open space value represents the current use value of the property as of January 1, 2008.

FOR INQUIRIES REGARDING THIS NOTICE

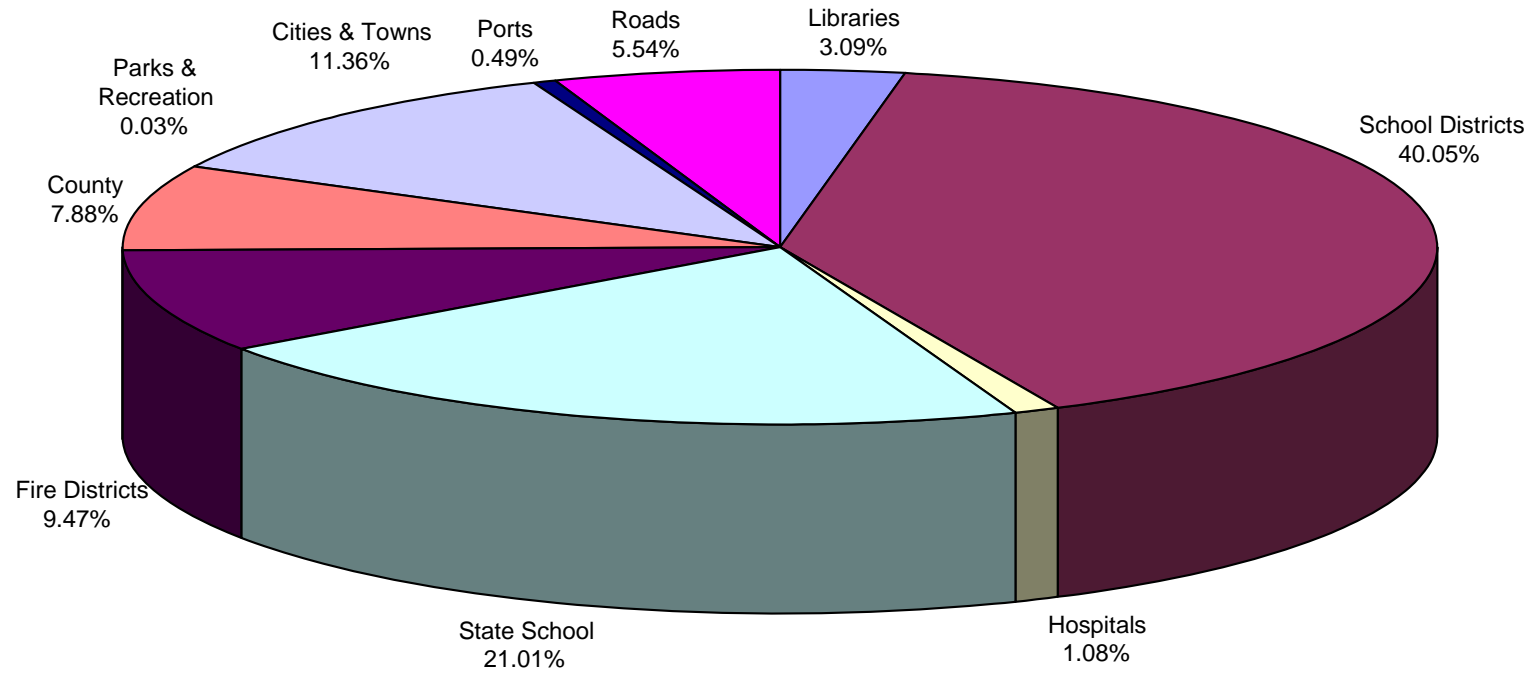
Please contact the Assessor's Office for answers to any questions you may have regarding your property value prior to petitioning to the Board of Equalization. The Assessor's Office is open **Monday through Friday, 9:00 AM to 5:00 PM**. Our appraisal staff can be reached at:
(425) 388-6555 or Toll-Free (in Washington only) @ 1-800-562-4367, ext. 6555 TTY/TDD @ 1-800-833-6388
 --OR--
 E-mail us at county.assessor@co.snohomish.wa.us (Include Name, Parcel Number, Daytime Phone Number)

VALUE CHANGE NOTICE INFORMATION

- 1) Taxes payable in 2009 will be based on values established as of January 1, 2008 except for new construction. New construction values are established as of July 31, 2008.
- 2) Both the prior value and new value are based on market value. Please refer to the explanation under the heading of "Market Value".
- 3) Open Space Current Use Values are established for those properties that have applied and qualified for this exemption classification.
- 4) The legal description listed is a description for valuation purposes of the location and boundaries of a specific parcel of land. If the legal description is lengthy, the entire description may not appear on this notice, but is within the records of the Snohomish County Assessor's office.

Snohomish County Distribution of Taxes 2009

\$926,794,442



Total Taxes Levied in Snohomish County by all Taxing Districts 1965 to 2009

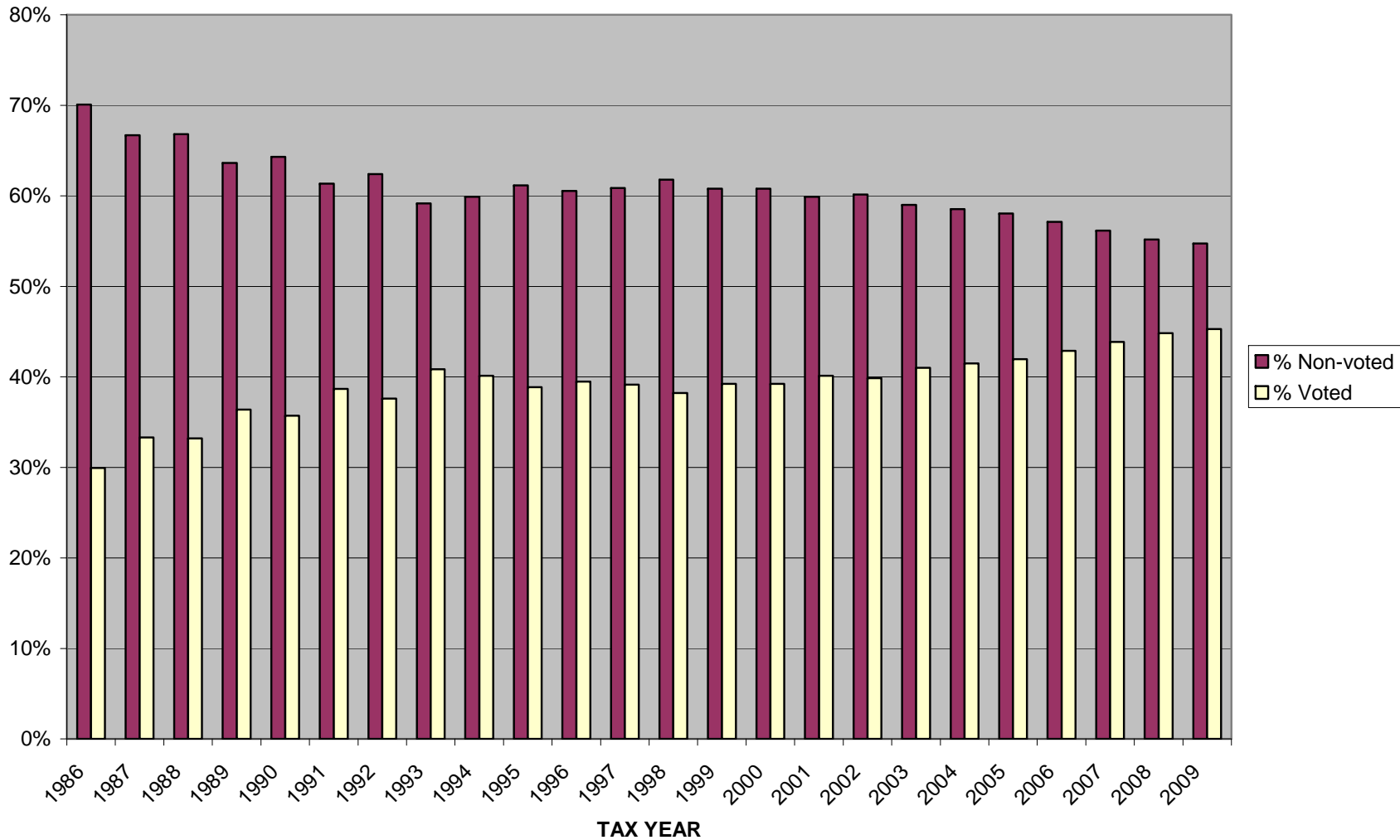
PERCENTAGE OF ASSESSED TAXABLE VALUE	TAX YEAR	ASSESSED TAXABLE VALUE	TAXES
Based On	1965	208,871,314	15,249,505.66
25% Of	1966	217,918,757	15,472,823.61
Full Value	1967	252,643,607	19,531,515.10
Based On	1968	302,162,222	25,247,433.20
25% Of	1969	375,659,978	34,759,544.35
Full Value	1970	467,311,728	33,548,846.73
Based On	1971	1,321,741,514	56,099,514.56
50% Of	1972	1,448,809,658	57,693,082.93
Full Value	1973	1,430,679,131	56,924,566.14
	1974	1,421,703,908	55,595,826.04
Based On	1975	2,969,344,418	58,859,803.16
100% Of	1976	3,160,512,940	47,222,757.15
Full Value	1977	3,635,528,493	60,170,817.52
	1978	4,127,769,872	67,446,852.70
	1979	4,948,662,474	74,815,894.25
	1980	6,647,533,944	72,438,192.77
	1981	8,764,795,324	86,835,374.87
	1982	11,392,471,922	96,161,684.23
	1983	12,910,101,422	114,539,391.01
	1984	11,878,868,396	116,285,213.56
	1985	12,476,155,291	126,680,953.57

Total Taxes Levied in Snohomish County by all Taxing Districts 1965 to 2009

PERCENTAGE OF ASSESSED TAXABLE VALUE	TAX YEAR	ASSESSED TAXABLE VALUE	TAXES
	1986	13,106,865,649	138,981,775.18
	1987	13,797,720,142	164,254,346.32
	1988	14,617,604,642	177,353,257.12
	1989	15,582,875,727	204,078,248.26
	1990	16,605,204,163	225,943,455.11
	1991	19,651,919,024	266,641,763.79
	1992	23,682,161,758	293,257,815.86
	1993	25,360,845,281	339,150,949.04
	1994	27,822,340,062	365,026,210.61
	1995	30,702,296,751	392,650,459.92
	1996	31,986,856,238	421,101,580.72
	1997	33,391,389,906	459,288,755.94
	1998	34,963,991,220	479,256,970.12
	1999	37,034,931,346	518,025,056.97
	2000	40,029,932,421	554,015,311.74
	2001	42,501,694,594	588,853,636.10
	2002	45,527,932,751	612,412,319.07
	2003	49,262,949,977	653,203,793.94
	2004	54,029,571,725	675,075,673.33
	2005	60,801,066,003	719,001,848.98
	2006	68,597,770,547	757,346,608.75
	2007	84,124,564,644	833,494,859.72
	2008	99,315,203,205	885,944,926.48
	2009	101,983,434,446	926,794,442.34

Voted vs. Non-voted Taxes Levied in Snohomish County for all Taxing Districts 1986-2009

VOTED vs NON-VOTED AS PERCENT OF TOTAL TAXES



Note: Since 1986, non-voted levies have increased by 421 percent, while voted levies have increased by 908 percent.

Typical Levy Rates by City and Unincorporated

TYPICAL LEVY RATES BY CITY AND UNINCORPORATED

City	2009 Typical Levy Rate (1)	City	2009 Typical Levy Rate (1)
Arlington	8.6150	Lynnwood	8.1608
Bothell	7.9962	Marysville	9.8869
Brier	7.5935	Mill Creek	8.7698
Darrington	9.3299	Monroe	9.5985
Edmonds	8.1066	Mountlake Terrace	7.9088
Everett	9.5225	Mukilteo	7.7552
Gold Bar	8.7850	Snohomish	9.7414
Granite Falls	9.7824	Stanwood	7.8431
Index	7.5857	Sultan	8.8631
Lake Stevens	9.7326	Woodway	7.1749
Unincorporated	9.2693	(2)	

The above levy rates are expressed as dollars per \$1,000 of assessed taxable value.

To calculate a "ballpark estimate" of how much taxes would be on an assessed taxable value, multiply the number of thousands of assessed taxable value times the levy rate.

If your home's assessed taxable value is \$100,000 divided by 1,000 = 100 x 8.6150 = \$861.50

(1) Rates may vary within cities. The city rate shown is the predominant rate.

(2) The unincorporated rate shown is an average.

Snohomish County Levy Rate Distribution

District	Lowest rate	Highest rate	No. of rates	No. of TCAs	Hi-Low % diff.
Snohomish County	6.0751	11.0658	213	347	82%
Unincorporated County	6.0751	11.0658	156	256	82%
Cities	7.1749	10.8079	57	91	51%
Cities:					
Arlington	7.6940	9.7495	5	5	27%
Bothell	7.9962	8.1601	2	2	2%
Brier	7.5935	7.8996	2	3	4%
Darrington	9.3299	9.3299	1	1	0%
Edmonds	7.9910	8.1936	4	9	3%
Everett	7.8069	10.1197	11	19	30%
Gold Bar	8.7850	8.7850	1	1	0%
Granite Falls	9.7824	9.7824	1	1	0%
Index	7.5857	7.5857	1	1	0%
Lake Stevens	9.7326	9.7326	1	2	0%
Lynnwood	8.1608	8.1608	1	2	0%
Marysville	9.0707	10.8079	5	9	19%
Mill Creek	7.8294	8.9149	5	8	14%
Monroe	9.4932	10.6223	5	7	12%
Mountlake Terrace	7.9088	8.0539	2	5	2%
Mukilteo	7.4884	7.7552	2	4	4%
Snohomish	9.2938	9.8007	4	5	5%
Stanwood	7.8431	7.9362	2	2	1%
Sultan	8.8631	8.8631	1	2	0%
Woodway	7.1749	7.1749	1	3	0%

Assessed Taxable Value and Taxes by City – Typical Residence in 2008 and 2009

City	2008	2008	2008	2009	2009	2009	Tax	Average	Average
	Average	Typical		Average	Typical			Percent	Percent
	Residence	Levy	Tax	Residence	Levy	Tax	Change	Value	Tax
	Value	Rate (1)		Value	Rate (1)			Change	Change
Arlington	272,500	8.4280	2,296.63	262,500	8.6150	2,261.44	-35.19	-3.7%	-1.5%
Bothell	374,900	8.2794	3,103.95	363,900	7.9962	2,909.82	-194.13	-2.9%	-6.3%
Brier	420,100	7.5447	3,169.53	408,000	7.5935	3,098.15	-71.38	-2.9%	-2.3%
Darrington	142,400	9.1985	1,309.87	142,200	9.3299	1,326.71	16.85	-0.1%	1.3%
Edmonds	461,500	7.9157	3,653.10	456,200	8.1066	3,698.23	45.14	-1.1%	1.2%
Everett	286,700	9.5484	2,737.53	285,700	9.5225	2,720.58	-16.95	-0.3%	-0.6%
Gold Bar	188,300	9.3005	1,751.28	191,400	8.7850	1,681.45	-69.84	1.6%	-4.0%
Granite Falls	231,900	9.6221	2,231.36	232,200	9.7824	2,271.47	40.11	0.1%	1.8%
Index	152,000	7.3823	1,122.11	153,000	7.5857	1,160.61	38.50	0.7%	3.4%
Lake Stevens	329,500	9.2954	3,062.83	328,600	9.7326	3,198.13	135.30	-0.3%	4.4%
Lynnwood	308,900	8.2028	2,533.84	304,300	8.1608	2,483.33	-50.51	-1.5%	-2.0%
Marysville	276,700	9.4956	2,627.43	270,600	9.8869	2,675.40	47.96	-2.2%	1.8%
Mill Creek	462,200	8.7187	4,029.78	455,800	8.7698	3,997.27	-32.51	-1.4%	-0.8%
Monroe	304,100	8.4630	2,573.60	297,900	9.5985	2,859.39	285.79	-2.0%	11.1%
Mountlake Terrace	290,300	7.9768	2,315.67	285,300	7.9088	2,256.38	-59.28	-1.7%	-2.6%
Mukilteo	472,300	7.9307	3,745.67	469,100	7.7552	3,637.96	-107.71	-0.7%	-2.9%
Snohomish	309,300	9.5845	2,964.49	317,100	9.7414	3,089.00	124.51	2.5%	4.2%
Stanwood	294,400	7.7490	2,281.31	286,300	7.8431	2,245.48	-35.83	-2.8%	-1.6%
Sultan	237,000	9.2045	2,181.47	232,600	8.8631	2,061.56	-119.91	-1.9%	-5.5%
Woodway	1,361,100	7.1097	9,677.01	1,295,600	7.1749	9,295.80	-381.21	-4.8%	-3.9%
Unincorporated Area	350,600	8.9751	3,146.67	342,600	9.2693	3,175.66	28.99	-2.3%	0.9%
Snohomish County	346,800	8.9246	3,095.05	340,400	9.0914	3,094.71	-0.34	-1.8%	0.0%

(1) Rates vary within most cities. The rate shown is the predominant rate. The rates for Unincorporated and County are average rates.

Notes:

These numbers are provided for information only and are not intended for use in official documents. A large increase in the levy rate from one year to the next usually is due to a voter approved taxes.

Percent Increase in Levy Per District for the 2009 Tax Year

(before amounts attributable to new construction or annexations)

District	% increase	District	% increase	District	% increase
County Regular	0.0	Fire Dist 01 Expense	lid lifted	Fire Dist 25 Expense	1.0
Conservation Futures	1.0	Fire Dist 01 EMS Permanent 2002	-0.2	Fire Dist 25 EMS 2006-2011	1.3
Arlington	1.0	Fire Dist 03 Expense	lid lifted	Fire Dist 26 Expense	1.0
Arlington EMS 2006-2011	1.0	Fire Dist 03 EMS Permanent 2001	-0.3	Fire Dist 26 EMS Perm 2005	lid lifted
Bothell EMS 2006-2011	0.0	Fire Dist 04 Expense	1.0	Fire Dist 27 Expense	1.0
Brier	1.0	Fire Dist 04 EMS 2008-2013	1.0	Fire Dist 28 Expense	lid lifted
Brier EMS 2003-on	1.0	Fire Dist 05 Expense	0.4	Fire Dist 28 EMS1 2008-2013	0.7
Darrington	1.0	Fire Dist 05 EMS 2004-on	1.0	Fire Dist 28 EMS2 2005-2010	1.0
Edmonds	1.0	Fire Dist 07 Expense	lid lifted	Hospital Dist 1 Main	1.0
Edmonds EMS 2004-on	lid lifted	Fire Dist 07 EMS 2005-2010	1.0	Hospital Dist 2 Main	1.0
Everett	1.0	Fire Dist 08 Expense	1.0	Hospital Dist 3 Main	1.0
Everett EMS Permanent 2001	1.0	Fire Dist 08 EMS Permanent	1.0	Sno-Isle Regional Library	1.0
Gold Bar	1.3	Fire Dist 10 Expense	0.0	Port of Edmonds Maintenance	-1.5
Granite Falls	0.0	Fire Dist 10 EMS 2006-2011	0.0	Port of Everett Maintenance	1.0
Index	0.0	Fire Dist 12 Expense	1.0	North County Regional Fire	new
Lake Stevens	1.0	Fire Dist 12 EMS Permanent 2005	lid lifted	Road District	1.0
Lynnwood	1.0	Fire Dist 14 EMS 2005-2010	1.0		
Lynnwood EMS 2007-2016	1.0	Fire Dist 15 Expense	1.0		
Marysville	0.0	Fire Dist 15 EMS Permanent 2008	-1.3		
Marysville EMS Permanent 2005	lid lifted	Fire Dist 16 Expense	1.0		
Mill Creek	0.0	Fire Dist 17 Expense	1.0		
Mill Creek EMS 2005-2010	0.0	Fire Dist 17 EMS 2000-2009	1.0		
Monroe	1.0	Fire Dist 18 EMS 2006-2011	1.0		
Mountlake Terrace	2.3	Fire Dist 19 Expense	lid lifted		
Mountlake Terrace EMS Perm 2005	3.5	Fire Dist 19 EMS 2006-2011	0.9		
Mukilteo	1.0	Fire Dist 21 Expense	2.8		
Mukilteo EMS 2005-2010	1.0	Fire Dist 21 EMS 2006-2011	1.0		
Snohomish	1.0	Fire Dist 22 Expense	1.0		
Stanwood	1.0	Fire Dist 22 EMS Permanent 2005	1.0		
Stanwood EMS Permanent 2005	1.0	Fire Dist 23 Expense	1.0		
Sultan	1.0	Fire Dist 23 EMS 2006-2011	1.0		
Woodway	1.0	Fire Dist 24 Expense	1.0		
Woodway EMS 2004-2009	1.0	Fire Dist 24 EMS 2006-2011	1.0		

Voter-Approved Property Tax Measures for Capital Purposes

Taxing District	Type of Levy	Main Purpose of Levy	# of Years	Amount	Date Passed	Tax Years From	To
CITIES							
Bothell	Bonds	Public Safety Facilities	20	\$9,700,000	5/20/1997	1998	2017
Brier	Bonds	New Library	20	\$330,000	2/7/1995	1996	2015
Edmonds	Bonds	Public Safety Facilities	20.5	\$9,275,000	5/21/1996	1997	2017
Marysville	Bonds	Public Safety Facility	25	\$3,000,000	11/4/1986	1987	2011
Monroe	Temp Lid Lift	800 MHZ System	7	\$0.08/1000	9/14/2004	2005	2011
	Bonds	Fire Station	20	\$985,000	11/7/1989	1990	2009
Snohomish	Bonds	Fire Station	20	\$650,000	6/14/1994	1995	2014
Stanwood	Bonds	Fire Station	20	\$2,500,000	11/7/2000	2001	2020
	Bonds	Fire Truck	refinanced	\$300,000	2/8/1994	1995	2014
Sultan	Bonds	Emergency Radio System, etc.	20	\$399,750	9/14/2004	2005	2024
FIRE DISTRICTS							
Fire District #1	Bonds	Fire Station Upgrades, Acquire Land	15	\$19,300,000	9/17/2002	2003	2017
Fire District #3	Bonds	Fire Station	20	\$1,905,000	11/7/1989	1990	2009
Fire District #4	Bonds	Ambulance	20	\$1,664,600	6/14/1994	1995	2014
Fire District #19	Bonds	Fire Station	20	\$1,200,000	11/3/1998	1999	2018
Fire District #19	Bonds	Fire Station	20	\$1,500,000	8/19/2008	2009	2028
Fire District #26	Bonds	Fire Station	refinanced	\$700,000	11/2/1999	2000	2014
Fire District #26	Bonds	Ambulance, Rescue Truck	refinanced	\$195,000	11/5/1991	1992	2014
Fire District #28	Bonds	Pumper/Ambulance	20	\$205,000	2/8/1994	1995	2014
HOSPITAL DISTRICTS							
1 - Valley General	Bonds	Remodeling	20	\$8,500,000	9/18/1990	1991	2010
2 - Stevens Memorial	Bonds	Expanding	20	\$25,000,000	11/6/1990	1991	2010
2 - Cascade Valley	Bonds	Expand Emergency Room, etc.	25	\$45,000,000	5/15/2007	2008	2032
LIBRARY DISTRICTS							
King County Library	Bonds	Library Improvements	refinanced	\$67,000,000	9/20/1988	1989	2011
King County Library	Bonds	Library Improvements	20	\$172,000,000	9/14/2004	2006	2025

Voter-Approved Property Tax Measures for Capital Purposes

Taxing District	Type of Levy	Main Purpose of Levy	# of Years	Amount	Date Passed	Tax Years From	To
LIBRARY CAPITAL FACILITY AREAS							
Granite Falls LCFA	Bonds	Library Construction	20	\$1,600,000	11/7/1995	1999	2018
Monroe LCFA	Bonds	Library Construction	20	\$6,870,000	11/2/1999	2000	2019
Snohomish LCFA	Bonds	Library Construction	20	\$8,000,000	9/19/2000	2001	2020
PARK & RECREATION DISTRICTS							
East County Park & Rec	Bonds	Acquire & Develop Park	20	\$2,000,000	2/6/1990	1991	2010
Northshore Park & Rec	Bonds	Adult Day Center	20	\$3,895,000	11/6/2001	2002	2021
SCHOOL DISTRICTS							
2 – Everett	Bonds	Renovation, Construction & Tech	15	\$198,900,000	2/7/2006	2007	2021
	Bonds	School Renovation & Technology	15	\$74,000,000	2/5/2002	2003	2017
	Bonds	New Schools	20	\$68,500,000	4/23/1996	1997	2016
4 – Lake Stevens	Bonds	New Schools	20	\$96,500,000	2/6/1990	1991	2010
	Bonds	New Mid-High & Renovate Others	20	\$65,500,000	2/8/2005	2006	2025
	Bonds	Modernization & Acquire Property	12	\$9,000,000	4/27/1999	2000	2011
6 – Mukilteo	Capital Projects	Capital Projects & Technology	6	\$11,200,000	2/19/2008	2009	2014
	Capital Projects	Technology and Equipment	6	\$12,000,000	2/7/2006	2007	2013
	Bonds	New School & Add to High School	20	\$48,085,000	5/16/2000	2001	2020
15 – Edmonds	Bonds	New Schools	20	\$89,500,000	2/4/1992	1993	2012
	Capital Projects	Technology, Safety, Facilities, etc	4	\$31,400,000	5/20/2008	2009	2012
	Bonds	New High & Rebuild & Modernize	20	\$140,000,000	2/7/2006	2007	2026
	Bonds	Capital Improvements	20	\$72,250,000	2/3/1998	1999	2018
16 – Arlington	Bonds	New High School	20	\$117,850,000	2/8/1994	1995	2014
	Bonds	New High & Elem Schools	20	\$54,000,000	3/14/2000	2001	2020
	Bonds	New School	20	\$4,900,000	5/21/1991	1992	2011
25 – Marysville	Bonds	New Schools	20	\$118,200,000	2/7/2006	2007	2026
	Bonds	New Schools	20	\$23,000,000	2/6/1990	1991	2010
103 - Monroe	Bonds	New School, additions, etc.	16	\$21,852,000	5/20/2003	2004	2019
	Bonds	New Schools	20	\$24,000,000	5/21/1996	1997	2016
	Bonds	Capital Improvements	20	\$4,000,000	5/21/1996	1997	2016
	Capital Projects	Capital Improvements & Technology	2	\$4,700,000	2/19/2008	2009	2010

Voter-Approved Property Tax Measures for Capital Purposes

Taxing District	Type of Levy	Main Purpose of Levy	# of Years	Amount	Date	Tax Years	
					Passed	From	To
SCHOOL DISTRICTS continued							
201 - Snohomish	Bonds	School Construction, Renovation	20	\$261,587,000	5/20/2008	2009	2028
	Bonds	School Construction, Renovation	20	\$141,570,000	5/18/2004	2005	2024
	Bonds	Capital Improvements	10	\$6,120,000	3/14/2000	2001	2010
	Bonds	Capital & Technology Improvements	11	\$3,900,000	4/28/1998	1999	2009
306 - Lakewood	Bonds	New Schools	16	\$14,258,664	3/14/2000	2001	2016
	Bonds	New Schools	20	\$7,800,000	5/19/1992	1993	2012
	Capital Projects	Technology & Related Equipment	4	\$3,800,000	2/19/2008	2009	2012
311 - Sultan	Bonds	Sports Complex etc at High School	20	\$2,385,000	2/3/1998	1999	2018
	Bonds	Restore Elementary School	20	\$1,300,000	11/4/1997	1998	2017
	Bonds	Add to High School	15	\$1,000,000	5/16/1995	1996	2010
	Bonds	Middle School	20	\$4,200,000	3/9/1993	1994	2013
330 - Darrington	Bonds	Capital Improvements	20	\$3,750,000	3/14/2000	2001	2020
332 - Granite Falls	Bonds	New High School	20	\$30,000,000	5/17/2005	2006	2025
	Bonds	Expand Middle and High Schools	20	\$7,500,000	9/14/1999	2000	2019
	Bonds	New School	20	\$7,000,000	5/18/1993	1994	2013
	Capital Projects	Capital Improvements & Tech	4	\$2,297,036	2/19/2008	2009	2012
401 - Stanwood	Bonds	New Schools & Other Facilities	15	\$25,000,000	9/15/1998	1999	2013
	Bonds	New Schools	16	\$22,000,000	2/7/1995	1996	2011
	Bonds	New Schools	20	\$9,800,000	4/2/1991	1992	2011
417 - Northshore	Bonds	Modernize Schools & Fields	20	\$123,000,000	2/7/2006	2007	2026
	Capital Projects	Technology Equipment	4	\$18,000,000	2/7/2006	2007	2010
	Bonds	Capital Improvements	20	\$98,000,000	2/5/2002	2003	2022
	Bonds	Capital Improvements	20	\$75,200,000	2/3/1998	1999	2018
	Bonds	Capital Improvements	20	\$64,580,000	2/8/1994	1995	2014
	Bonds	Capital Improvements	20	\$51,500,000	4/2/1991	1992	2011

ASSESSED VALUES, LEVY RATES & TAXES FOR TAX YEAR 2009

"Regular Value" includes values of property subject to regular (non-voter approved) levies and "Excess Value" includes values subject to excess (voter approved) levies.
 Values have been adjusted for all exemptions including senior citizens/disabled persons.

District / Levy	Regular Value	Excess Value	Timber Value	Rate	Real & Pers. Tax	Timber Tax	Total Tax
SNOHOMISH COUNTY - CNT							
COUNTY REGULAR	\$101,983,434,446			0.68469758	\$69,827,810.40	\$0.00	\$69,827,810.40
COUNTY CONSERVATION FUTURES	\$101,983,434,446			0.03177678	\$3,240,705.38	\$0.00	\$3,240,705.38
Totals for SNOHOMISH COUNTY - CNT				0.71647436	\$73,068,515.78	\$0.00	\$73,068,515.78
CITY OF ARLINGTON							
ARLINGTON	\$2,306,249,447			0.97111264	\$2,239,628.00	\$0.00	\$2,239,628.00
ARLINGTON EMS 2006-2011	\$2,306,249,447			0.38532562	\$888,657.00	\$0.00	\$888,657.00
Totals for CITY OF ARLINGTON				1.35643827	\$3,128,285.00	\$0.00	\$3,128,285.00
CITY OF BOTHELL							
BOTHELL	\$3,388,070,361			1.18228000	\$4,005,647.83	\$0.00	\$4,005,647.83
BOTHELL EMS 2006-2011	\$3,388,070,361			0.18668590	\$632,504.96	\$0.00	\$632,504.96
BOTHELL G.O.BONDS		\$3,375,873,646	\$7,094	0.09028000	\$304,773.87	\$0.64	\$304,774.51
Totals for CITY OF BOTHELL				1.45924590	\$4,942,926.66	\$0.64	\$4,942,927.30
CITY OF BRIER							
BRIER	\$912,400,045			1.00931609	\$920,900.05	\$0.00	\$920,900.05
BRIER EMS PERMANENT 2003-ON	\$912,400,045			0.26052550	\$237,703.48	\$0.00	\$237,703.48
BRIER G.O. BOND 1995 (LIBRARY)		\$907,193,910		0.03262808	\$29,600.00	\$0.00	\$29,600.00
Totals for CITY OF BRIER				1.30246968	\$1,188,203.53	\$0.00	\$1,188,203.53

ASSESSED VALUES, LEVY RATES & TAXES FOR TAX YEAR 2009

"Regular Value" includes values of property subject to regular (non-voter approved) levies and "Excess Value" includes values subject to excess (voter approved) levies.
 Values have been adjusted for all exemptions including senior citizens/disabled persons.

District / Levy	Regular Value	Excess Value	Timber Value	Rate	Real & Pers. Tax	Timber Tax	Total Tax
TOWN OF DARRINGTON							
DARRINGTON	\$171,461,744			1.36367445	\$233,818.00	\$0.00	\$233,818.00
Totals for TOWN OF DARRINGTON				1.36367445	\$233,818.00	\$0.00	\$233,818.00
CITY OF EDMONDS							
EDMONDS	\$7,709,209,490			1.19990245	\$9,250,299.35	\$0.00	\$9,250,299.35
EDMONDS EMS PERMANENT 2004-ON	\$7,709,209,490			0.50000000	\$3,854,604.75	\$0.00	\$3,854,604.75
EDMONDS G.O. BOND PUB SAFETY		\$7,255,361,551		0.11565020	\$839,084.00	\$0.00	\$839,084.00
Totals for CITY OF EDMONDS				1.81555265	\$13,943,988.10	\$0.00	\$13,943,988.10
CITY OF EVERETT							
EVERETT	\$14,261,787,954			2.19661943	\$31,327,720.49	\$0.00	\$31,327,720.49
EVERETT EMS PERMANENT 2001-ON	\$14,261,787,954			0.30508556	\$4,351,065.58	\$0.00	\$4,351,065.58
Totals for CITY OF EVERETT				2.50170499	\$35,678,786.07	\$0.00	\$35,678,786.07
CITY OF GOLD BAR							
GOLD BAR	\$178,745,176			1.14091431	\$203,932.93	\$0.00	\$203,932.93
Totals for CITY OF GOLD BAR				1.14091431	\$203,932.93	\$0.00	\$203,932.93
CITY OF GRANITE FALLS							
GRANITE FALLS	\$324,923,902			1.28451332	\$417,369.08	\$0.00	\$417,369.08
Totals for CITY OF GRANITE FALLS				1.28451332	\$417,369.08	\$0.00	\$417,369.08

ASSESSED VALUES, LEVY RATES & TAXES FOR TAX YEAR 2009

"Regular Value" includes values of property subject to regular (non-voter approved) levies and "Excess Value" includes values subject to excess (voter approved) levies.
 Values have been adjusted for all exemptions including senior citizens/disabled persons.

District / Levy	Regular Value	Excess Value	Timber Value	Rate	Real & Pers. Tax	Timber Tax	Total Tax
TOWN OF INDEX							
INDEX	\$16,530,098			1.24754675	\$20,622.07	\$0.00	\$20,622.07
Totals for TOWN OF INDEX				1.24754675	\$20,622.07	\$0.00	\$20,622.07
CITY OF LAKE STEVENS							
LAKE STEVENS	\$2,027,611,466			1.23201194	\$2,498,041.54	\$0.00	\$2,498,041.54
Totals for CITY OF LAKE STEVENS				1.23201194	\$2,498,041.54	\$0.00	\$2,498,041.54
CITY OF LYNNWOOD							
LYNNWOOD	\$5,417,851,993			1.42641956	\$7,728,130.05	\$0.00	\$7,728,130.05
LYNNWOOD EMS 2007-2016	\$5,417,851,993			0.44335844	\$2,402,050.40	\$0.00	\$2,402,050.40
Totals for CITY OF LYNNWOOD				1.86977800	\$10,130,180.45	\$0.00	\$10,130,180.45
CITY OF MARYSVILLE							
MARYSVILLE	\$4,757,617,443			1.86696538	\$8,882,307.05	\$0.00	\$8,882,307.05
MARYSVILLE EMS PERMANENT 2005	\$4,757,617,443			0.50000000	\$2,378,808.72	\$0.00	\$2,378,808.72
MARYSVILLE G.O.BOND 1986		\$4,734,795,398		0.04787387	\$226,673.00	\$0.00	\$226,673.00
Totals for CITY OF MARYSVILLE				2.41483925	\$11,487,788.77	\$0.00	\$11,487,788.77
CITY OF MILL CREEK							
MILL CREEK	\$3,243,149,768			1.53980967	\$4,993,833.39	\$0.00	\$4,993,833.39
MILL CREEK EMS 2005-2010	\$3,243,149,768			0.16245964	\$526,880.94	\$0.00	\$526,880.94
Totals for CITY OF MILL CREEK				1.70226931	\$5,520,714.33	\$0.00	\$5,520,714.33

ASSESSED VALUES, LEVY RATES & TAXES FOR TAX YEAR 2009

"Regular Value" includes values of property subject to regular (non-voter approved) levies and "Excess Value" includes values subject to excess (voter approved) levies.
 Values have been adjusted for all exemptions including senior citizens/disabled persons.

District / Levy	Regular Value	Excess Value	Timber Value	Rate	Real & Pers. Tax	Timber Tax	Total Tax
CITY OF MONROE							
MONROE	\$2,011,228,557			0.93225998	\$1,874,987.89	\$0.00	\$1,874,987.89
MONROE G.O. BOND 1990 FIRE		\$1,416,506,361		0.03176830	\$45,000.00	\$0.00	\$45,000.00
Totals for CITY OF MONROE				0.96402828	\$1,919,987.89	\$0.00	\$1,919,987.89
CITY OF MOUNTLAKE TERRACE							
MOUNTLAKE TERRACE	\$2,403,174,145			1.26954823	\$3,050,945.49	\$0.00	\$3,050,945.49
MOUNTLAKE TERRACE EMS PERMANENT 2005-ON	\$2,403,174,145			0.34820392	\$836,794.66	\$0.00	\$836,794.66
Totals for CITY OF MOUNTLAKE TERRACE				1.61775215	\$3,887,740.15	\$0.00	\$3,887,740.15
CITY OF MUKILTEO							
MUKILTEO	\$4,164,912,117			1.06405464	\$4,431,694.08	\$0.00	\$4,431,694.08
MUKILTEO EMS 2005-2010	\$4,164,912,117			0.21145636	\$880,697.17	\$0.00	\$880,697.17
Totals for CITY OF MUKILTEO				1.27551101	\$5,312,391.25	\$0.00	\$5,312,391.25
CITY OF SNOHOMISH							
SNOHOMISH	\$1,288,902,877			0.78062748	\$1,006,153.00	\$0.00	\$1,006,153.00
SNOHOMISH G.O. BOND-1994		\$1,142,290,911		0.04950140	\$56,545.00	\$0.00	\$56,545.00
Totals for CITY OF SNOHOMISH				0.83012888	\$1,062,698.00	\$0.00	\$1,062,698.00

ASSESSED VALUES, LEVY RATES & TAXES FOR TAX YEAR 2009

"Regular Value" includes values of property subject to regular (non-voter approved) levies and "Excess Value" includes values subject to excess (voter approved) levies.
 Values have been adjusted for all exemptions including senior citizens/disabled persons.

District / Levy	Regular Value	Excess Value	Timber Value	Rate	Real & Pers. Tax	Timber Tax	Total Tax
CITY OF STANWOOD							
STANWOOD	\$857,788,432			2.10536365	\$1,805,956.58	\$0.00	\$1,805,956.58
STANWOOD EMS PERMANENT 2005	\$857,788,432			0.32633872	\$279,929.58	\$0.00	\$279,929.58
STANWOOD G.O. BOND 1994		\$851,547,942	\$15,623	0.01169613	\$9,959.82	\$0.18	\$9,960.00
STANWOOD G.O. BOND 2000		\$851,547,942	\$15,623	0.24823162	\$211,381.12	\$3.88	\$211,385.00
Totals for CITY OF STANWOOD				2.69163011	\$2,307,227.10	\$4.06	\$2,307,231.16
CITY OF SULTAN							
SULTAN	\$477,593,091			1.39272534	\$665,156.00	\$0.00	\$665,156.00
SULTAN G.O. BOND 2004		\$474,936,451		0.06441914	\$30,595.00	\$0.00	\$30,595.00
Totals for CITY OF SULTAN				1.45714448	\$695,751.00	\$0.00	\$695,751.00
TOWN OF WOODWAY							
WOODWAY	\$615,093,594			0.75141093	\$462,188.05	\$0.00	\$462,188.05
WOODWAY EMS 2004-2009	\$615,093,594			0.35900101	\$220,819.22	\$0.00	\$220,819.22
Totals for TOWN OF WOODWAY				1.11041194	\$683,007.27	\$0.00	\$683,007.27
FIRE DISTRICT 01							
FIRE DIST 01 EXPENSE	\$15,591,184,015			1.50000000	\$23,386,776.02	\$0.00	\$23,386,776.02
FIRE DIST 01 EMS PERMANENT 2002	\$15,591,184,015			0.50000000	\$7,795,592.01	\$0.00	\$7,795,592.01
FIRE DIST 01 G.O. BOND 2003		\$16,248,797,972		0.14505227	\$2,356,925.00	\$0.00	\$2,356,925.00
Totals for FIRE DISTRICT 01				2.14505227	\$33,539,293.03	\$0.00	\$33,539,293.03

ASSESSED VALUES, LEVY RATES & TAXES FOR TAX YEAR 2009

"Regular Value" includes values of property subject to regular (non-voter approved) levies and "Excess Value" includes values subject to excess (voter approved) levies.
 Values have been adjusted for all exemptions including senior citizens/disabled persons.

District / Levy	Regular Value	Excess Value	Timber Value	Rate	Real & Pers. Tax	Timber Tax	Total Tax
FIRE DISTRICT 03							
FIRE DIST 03 EXPENSE	\$3,706,698,890			1.35000000	\$5,004,043.50	\$0.00	\$5,004,043.50
FIRE DIST 03 EMS PERMANENT 2001	\$3,744,613,990			0.50000000	\$1,872,307.00	\$0.00	\$1,872,307.00
FIRE DIST 03 G.O. BOND 1990		\$2,273,208,574	\$141,636	0.04838674	\$109,993.15	\$6.85	\$110,000.00
Totals for FIRE DISTRICT 03				1.89838674	\$6,986,343.65	\$6.85	\$6,986,350.50
FIRE DISTRICT 04							
FIRE DIST 04 EXPENSE	\$4,040,716,702			0.79260073	\$3,202,675.02	\$0.00	\$3,202,675.02
FIRE DIST 04 EMS 2008 - 2013	\$4,081,122,802			0.32699737	\$1,334,516.44	\$0.00	\$1,334,516.44
FIRE DIST 04 G.O. BOND 1994		\$2,975,614,511	\$237,111	0.05932923	\$176,540.93	\$14.07	\$176,555.00
Totals for FIRE DISTRICT 04				1.17892734	\$4,713,732.39	\$14.07	\$4,713,746.46
FIRE DISTRICT 05							
FIRE DIST 05 EXPENSE	\$915,526,948			1.50000000	\$1,373,290.42	\$0.00	\$1,373,290.42
FIRE DIST 05 EMS PERMANENT 2004	\$934,919,648			0.28726377	\$268,568.54	\$0.00	\$268,568.54
Totals for FIRE DISTRICT 05				1.78726377	\$1,641,858.96	\$0.00	\$1,641,858.96
FIRE DISTRICT 07							
FIRE DIST 07 EXPENSE	\$8,848,290,252			1.46832185	\$12,992,137.88	\$0.00	\$12,992,137.88
FIRE DIST 07 EMS 2005-2010	\$8,848,290,252			0.17356260	\$1,535,732.24	\$0.00	\$1,535,732.24
FIRE DIST 07 NON-VOTED BONDS	\$8,941,128,672			0.03134923	\$280,297.50	\$0.00	\$280,297.50
Totals for FIRE DISTRICT 07				1.67323367	\$14,808,167.62	\$0.00	\$14,808,167.62

ASSESSED VALUES, LEVY RATES & TAXES FOR TAX YEAR 2009

"Regular Value" includes values of property subject to regular (non-voter approved) levies and "Excess Value" includes values subject to excess (voter approved) levies.
 Values have been adjusted for all exemptions including senior citizens/disabled persons.

District / Levy	Regular Value	Excess Value	Timber Value	Rate	Real & Pers. Tax	Timber Tax	Total Tax
FIRE DISTRICT 08 LAKE STEVENS							
FIRE DIST 08 EXPENSE	\$5,066,319,860			1.28051796	\$6,487,513.57	\$0.00	\$6,487,513.57
FIRE DIST 08 EMS PERMANENT 2000	\$5,108,261,660			0.26581241	\$1,357,839.33	\$0.00	\$1,357,839.33
Totals for FIRE DISTRICT 08 LAKE STEVENS				1.54633037	\$7,845,352.90	\$0.00	\$7,845,352.90
FIRE DISTRICT 10							
FIRE DIST 10 EXPENSE	\$1,146,651,281			0.88698243	\$1,017,059.54	\$0.00	\$1,017,059.54
FIRE DIST 10 EMS 2006-2011	\$1,146,651,281			0.18766454	\$215,185.79	\$0.00	\$215,185.79
Totals for FIRE DISTRICT 10				1.07464697	\$1,232,245.33	\$0.00	\$1,232,245.33
FIRE DISTRICT 12							
FIRE DIST 12 EXPENSE	\$3,862,708,261			1.09235491	\$4,219,448.35	\$0.00	\$4,219,448.35
FIRE DIST 12 EMS PERMANENT 2005	\$3,878,678,461			0.50000000	\$1,939,339.23	\$0.00	\$1,939,339.23
Totals for FIRE DISTRICT 12				1.59235491	\$6,158,787.58	\$0.00	\$6,158,787.58
FIRE DISTRICT 14 (NORTH COUNTY FIRE)							
FIRE DIST 14 EMS 2005-2010	\$1,533,498,028			0.34395970	\$527,461.52	\$0.00	\$527,461.52
Totals for FIRE DISTRICT 14 (NORTH COUNTY FIRE)				0.34395970	\$527,461.52	\$0.00	\$527,461.52
FIRE DISTRICT 15							
FIRE DIST 15 EXPENSE	\$455,888,687			0.90215178	\$411,280.79	\$0.00	\$411,280.79
FIRE DIST 15 EMS PERMANENT 2008	\$472,557,987			0.25000000	\$118,139.50	\$0.00	\$118,139.50
Totals for FIRE DISTRICT 15				1.15215178	\$529,420.29	\$0.00	\$529,420.29

ASSESSED VALUES, LEVY RATES & TAXES FOR TAX YEAR 2009

"Regular Value" includes values of property subject to regular (non-voter approved) levies and "Excess Value" includes values subject to excess (voter approved) levies.
 Values have been adjusted for all exemptions including senior citizens/disabled persons.

District / Levy	Regular Value	Excess Value	Timber Value	Rate	Real & Pers. Tax	Timber Tax	Total Tax
FIRE DISTRICT 16							
FIRE DIST 16 EXPENSE	\$485,300,950			0.41563873	\$201,709.87	\$0.00	\$201,709.87
Totals for FIRE DISTRICT 16				0.41563873	\$201,709.87	\$0.00	\$201,709.87
FIRE DISTRICT 17							
FIRE DIST 17 EXPENSE	\$1,335,912,662			1.02593086	\$1,370,554.03	\$0.00	\$1,370,554.03
FIRE DIST 17 EMS 2000-2009	\$1,380,300,162			0.25479004	\$351,686.73	\$0.00	\$351,686.73
Totals for FIRE DISTRICT 17				1.28072090	\$1,722,240.76	\$0.00	\$1,722,240.76
FIRE DISTRICT 18							
FIRE DIST 18 EMS 2006-2011	\$773,312,755			0.36649167	\$283,412.68	\$0.00	\$283,412.68
Totals for FIRE DISTRICT 18				0.36649167	\$283,412.68	\$0.00	\$283,412.68
FIRE DISTRICT 19							
FIRE DIST 19 EXPENSE	\$515,748,942			1.11876138	\$577,000.00	\$0.00	\$577,000.00
FIRE DIST 19 EMS 2006-2011	\$541,097,742			0.34374566	\$186,000.00	\$0.00	\$186,000.00
FIRE DIST 19 G.O. BOND 1998		\$512,307,267	\$258,975	0.19096556	\$97,833.04	\$49.46	\$97,882.50
FIRE DIST 19 G.O. BOND 2009		\$512,307,267	\$258,975	0.27360569	\$140,170.18	\$70.86	\$140,241.04
Totals for FIRE DISTRICT 19				1.92707829	\$1,001,003.22	\$120.31	\$1,001,123.53

ASSESSED VALUES, LEVY RATES & TAXES FOR TAX YEAR 2009

"Regular Value" includes values of property subject to regular (non-voter approved) levies and "Excess Value" includes values subject to excess (voter approved) levies.
 Values have been adjusted for all exemptions including senior citizens/disabled persons.

District / Levy	Regular Value	Excess Value	Timber Value	Rate	Real & Pers. Tax	Timber Tax	Total Tax
FIRE DISTRICT 21							
FIRE DIST 21 EXPENSE	\$1,048,653,735			0.33389691	\$350,142.24	\$0.00	\$350,142.24
FIRE DIST 21 EMS 2006-2011	\$1,096,845,335			0.40414826	\$443,288.13	\$0.00	\$443,288.13
FIRE DIST 21 NON-VOTED BONDS	\$1,048,929,135			0.10206790	\$107,061.99	\$0.00	\$107,061.99
Totals for FIRE DISTRICT 21				0.84011306	\$900,492.36	\$0.00	\$900,492.36
FIRE DISTRICT 22							
FIRE DIST 22 EXPENSE	\$677,771,854			0.73887255	\$500,787.02	\$0.00	\$500,787.02
FIRE DIST 22 EMS PERMANENT 2005	\$708,216,854			0.34662555	\$245,486.06	\$0.00	\$245,486.06
Totals for FIRE DISTRICT 22				1.08549811	\$746,273.08	\$0.00	\$746,273.08
FIRE DISTRICT 23							
FIRE DIST 23 EXPENSE	\$46,711,217			0.49631162	\$23,183.32	\$0.00	\$23,183.32
FIRE DIST 23 EMS 2006-2011	\$49,972,617			0.36494607	\$18,237.31	\$0.00	\$18,237.31
Totals for FIRE DISTRICT 23				0.86125769	\$41,420.63	\$0.00	\$41,420.63
FIRE DISTRICT 24							
FIRE DIST 24 EXPENSE	\$348,958,255			0.46300158	\$161,568.22	\$0.00	\$161,568.22
FIRE DIST 24 EMS 2006-2011	\$361,300,255			0.30139322	\$108,893.45	\$0.00	\$108,893.45
Totals for FIRE DISTRICT 24				0.76439479	\$270,461.67	\$0.00	\$270,461.67

ASSESSED VALUES, LEVY RATES & TAXES FOR TAX YEAR 2009

"Regular Value" includes values of property subject to regular (non-voter approved) levies and "Excess Value" includes values subject to excess (voter approved) levies.
 Values have been adjusted for all exemptions including senior citizens/disabled persons.

District / Levy	Regular Value	Excess Value	Timber Value	Rate	Real & Pers. Tax	Timber Tax	Total Tax
FIRE DISTRICT 25							
FIRE DIST 25 EXPENSE	\$124,453,999			0.53801260	\$66,957.82	\$0.00	\$66,957.82
FIRE DIST 25 EMS 2006-2011	\$133,216,199			0.37496138	\$49,950.93	\$0.00	\$49,950.93
Totals for FIRE DISTRICT 25				0.91297398	\$116,908.75	\$0.00	\$116,908.75
FIRE DISTRICT 26							
FIRE DIST 26 EXPENSE	\$424,116,648			1.31677092	\$558,464.47	\$0.00	\$558,464.47
FIRE DIST 26 EMS PERMANENT 2005-ON	\$433,647,348			0.50000000	\$216,823.67	\$0.00	\$216,823.67
FIRE DIST 26 GO BOND		\$420,053,786	\$1,716,891	0.20864419	\$87,641.78	\$358.22	\$88,000.00
Totals for FIRE DISTRICT 26				2.02541511	\$862,929.92	\$358.22	\$863,288.14
FIRE DISTRICT 27							
FIRE DIST 27 EXPENSE	\$116,849,592			0.89575837	\$104,669.00	\$0.00	\$104,669.00
Totals for FIRE DISTRICT 27				0.89575837	\$104,669.00	\$0.00	\$104,669.00
FIRE DISTRICT 28							
FIRE DIST 28 EXPENSE	\$89,639,867			1.50000000	\$134,459.80	\$0.00	\$134,459.80
FIRE DIST 28 EMS1 2008-2013	\$94,312,667			0.25000000	\$23,578.17	\$0.00	\$23,578.17
FIRE DIST 28 EMS2 2005-2010	\$94,312,667			0.18826580	\$17,755.85	\$0.00	\$17,755.85
FIRE DIST 28 GO BOND		\$89,074,487	\$17,874,724	0.20570512	\$18,323.08	\$3,676.92	\$22,000.00
Totals for FIRE DISTRICT 28				2.14397092	\$194,116.90	\$3,676.92	\$197,793.82

ASSESSED VALUES, LEVY RATES & TAXES FOR TAX YEAR 2009

"Regular Value" includes values of property subject to regular (non-voter approved) levies and "Excess Value" includes values subject to excess (voter approved) levies.
 Values have been adjusted for all exemptions including senior citizens/disabled persons.

District / Levy	Regular Value	Excess Value	Timber Value	Rate	Real & Pers. Tax	Timber Tax	Total Tax
VALLEY GENERAL HOSPITAL							
HOSPITAL DIST 1 MAINTENANCE	\$15,292,132,815			0.08797788	\$1,345,369.50	\$0.00	\$1,345,369.50
HOSPITAL DIST 1 G.O. BOND 1991		\$15,199,396,199	\$68,224,554	0.03891661	\$591,508.93	\$2,655.07	\$594,164.00
Totals for VALLEY GENERAL HOSPITAL				0.12689449	\$1,936,878.43	\$2,655.07	\$1,939,533.50
STEVENS MEMORIAL HOSPITAL							
HOSPITAL DIST 2 MAINTENANCE	\$25,086,183,847			0.07803539	\$1,957,610.07	\$0.00	\$1,957,610.07
HOSPITAL DIST 2 G.O. BONDS		\$24,881,831,191	\$7,094	0.08592613	\$2,137,999.39	\$0.61	\$2,138,000.00
Totals for STEVENS MEMORIAL HOSPITAL				0.16396151	\$4,095,609.46	\$0.61	\$4,095,610.07
CASCADE VALLEY HOSPITAL							
HOSPITAL DIST 3 MAINTENANCE	\$4,310,463,259			0.26480641	\$1,141,438.28	\$0.00	\$1,141,438.28
HOSPITAL DIST 3 G.O. BONDS		\$4,280,047,369	\$45,835,702	0.65619550	\$2,808,547.82	\$30,077.18	\$2,838,625.00
Totals for CASCADE VALLEY HOSPITAL				0.92100190	\$3,949,986.10	\$30,077.18	\$3,980,063.28
GRANITE FALLS LIB CAP FAC AREA							
GRANITE FALLS LCFA G.O. BOND		\$1,601,469,061	\$34,456,141	0.07703775	\$123,373.58	\$2,654.42	\$126,028.00
Totals for GRANITE FALLS LIB CAP FAC AREA				0.07703775	\$123,373.58	\$2,654.42	\$126,028.00
MONROE LIBRARY CAP FAC AREA							
MONROE LCFA G.O. BOND		\$3,587,068,007	\$4,732,059	0.14676429	\$526,453.50	\$694.50	\$527,148.00
Totals for MONROE LIBRARY CAP FAC AREA				0.14676429	\$526,453.50	\$694.50	\$527,148.00

ASSESSED VALUES, LEVY RATES & TAXES FOR TAX YEAR 2009

"Regular Value" includes values of property subject to regular (non-voter approved) levies and "Excess Value" includes values subject to excess (voter approved) levies.
 Values have been adjusted for all exemptions including senior citizens/disabled persons.

District / Levy	Regular Value	Excess Value	Timber Value	Rate	Real & Pers. Tax	Timber Tax	Total Tax
SNOHOMISH LIBRARY CAP FAC AREA							
SNOHOMISH LCFA G.O. BOND		\$7,915,199,744	\$5,891,028	0.07841483	\$620,669.06	\$461.94	\$621,131.00
Totals for SNOHOMISH LIBRARY CAP FAC AREA				0.07841483	\$620,669.06	\$461.94	\$621,131.00
KING COUNTY LIBRARY							
KING COUNTY LIBRARY	\$3,388,070,361			0.36118000	\$1,223,703.25	\$0.00	\$1,223,703.25
KING COUNTY LIBRARY G.O. BOND		\$3,375,873,646	\$7,094	0.02206000	\$74,471.77	\$0.16	\$74,471.93
KING COUNTY LIBRARY G.O. BOND 2006		\$3,375,873,646	\$7,094	0.03412000	\$115,184.81	\$0.24	\$115,185.05
Totals for KING COUNTY LIBRARY				0.41736000	\$1,413,359.83	\$0.40	\$1,413,360.23
SNOISLE REGIONAL LIBRARY							
SNO-ISLE REGIONAL LIBRARY	\$82,844,164,007			0.31354388	\$25,975,280.23	\$0.00	\$25,975,280.23
Totals for SNOISLE REGIONAL LIBRARY				0.31354388	\$25,975,280.23	\$0.00	\$25,975,280.23
EAST COUNTY PARK AND REC DIST							
EAST COUNTY PARK & REC GO BOND		\$5,417,478,383	\$4,967,462	0.03693536	\$200,096.52	\$183.48	\$200,280.00
Totals for EAST COUNTY PARK AND REC DIST				0.03693536	\$200,096.52	\$183.48	\$200,280.00
NORTHSHORE PARK AND RECREATION							
NORTHSHORE PARK & REC GO BOND		\$8,092,264,851	\$157,275	0.01337000	\$108,193.58	\$2.10	\$108,195.68
Totals for NORTHSHORE PARK AND RECREATION				0.01337000	\$108,193.58	\$2.10	\$108,195.68

ASSESSED VALUES, LEVY RATES & TAXES FOR TAX YEAR 2009

"Regular Value" includes values of property subject to regular (non-voter approved) levies and "Excess Value" includes values subject to excess (voter approved) levies.
 Values have been adjusted for all exemptions including senior citizens/disabled persons.

District / Levy	Regular Value	Excess Value	Timber Value	Rate	Real & Pers. Tax	Timber Tax	Total Tax
PORT OF EDMONDS							
PORT OF EDMONDS MAINTENANCE	\$4,597,874,100			0.08699673	\$400,000.00	\$0.00	\$400,000.00
Totals for PORT OF EDMONDS				0.08699673	\$400,000.00	\$0.00	\$400,000.00
PORT OF EVERETT							
PORT OF EVERETT MAINTENANCE	\$15,402,339,417			0.26677766	\$4,109,000.00	\$0.00	\$4,109,000.00
Totals for PORT OF EVERETT				0.26677766	\$4,109,000.00	\$0.00	\$4,109,000.00
NORTH COUNTY REGIONAL FIRE AUTHORITY							
NORTH COUNTY REGIONAL FIRE EXPENSE	\$2,237,428,383			1.40681021	\$3,147,637.09	\$0.00	\$3,147,637.09
NORTH COUNTY REGIONAL FIRE NON-VOTED	\$2,238,087,083			0.09316236	\$208,505.47	\$0.00	\$208,505.47
Totals for NORTH COUNTY REGIONAL FIRE AUTHORITY				1.49997257	\$3,356,142.56	\$0.00	\$3,356,142.56
SNOHOMISH COUNTY - ROAD							
ROAD DISTRICT	\$45,449,132,746			1.12908788	\$51,316,064.87	\$0.00	\$51,316,064.87
Totals for SNOHOMISH COUNTY - ROAD				1.12908788	\$51,316,064.87	\$0.00	\$51,316,064.87
EVERETT SCHOOL DISTRICT NO 2							
SCHOOL 002 BONDS		\$17,128,144,613		2.10180383	\$36,000,000.00	\$0.00	\$36,000,000.00
SCHOOL 002 M & O		\$17,128,144,613	\$1,689	2.02637340	\$34,708,016.58	\$3.42	\$34,708,020.00
Totals for EVERETT SCHOOL DISTRICT NO 2				4.12817723	\$70,708,016.58	\$3.42	\$70,708,020.00

ASSESSED VALUES, LEVY RATES & TAXES FOR TAX YEAR 2009

"Regular Value" includes values of property subject to regular (non-voter approved) levies and "Excess Value" includes values subject to excess (voter approved) levies.
 Values have been adjusted for all exemptions including senior citizens/disabled persons.

District / Levy	Regular Value	Excess Value	Timber Value	Rate	Real & Pers. Tax	Timber Tax	Total Tax
LAKE STEVENS SCHOOL DIST NO 4							
SCHOOL 004 BONDS		\$4,746,019,748	\$196,961	1.60127539	\$7,599,684.61	\$315.39	\$7,600,000.00
SCHOOL 004 M & O		\$4,746,019,748	\$98,480	2.41355323	\$11,454,771.31	\$237.69	\$11,455,009.00
Totals for LAKE STEVENS SCHOOL DIST NO 4				4.01482862	\$19,054,455.92	\$553.08	\$19,055,009.00
MUKILTEO SCHOOL DISTRICT NO 6							
SCHOOL 006 BONDS		\$14,767,316,066		1.25080278	\$18,471,000.00	\$0.00	\$18,471,000.00
SCHOOL 006 CAPITAL PROJECTS		\$14,767,316,066		0.21669476	\$3,200,000.00	\$0.00	\$3,200,000.00
SCHOOL 006 M & O		\$14,767,316,066		1.80599371	\$26,669,680.00	\$0.00	\$26,669,680.00
Totals for MUKILTEO SCHOOL DISTRICT NO 6				3.27349125	\$48,340,680.00	\$0.00	\$48,340,680.00
EDMONDS SCHOOL DISTRICT NO 15							
SCHOOL 015 BONDS		\$23,358,805,610		1.38491670	\$32,350,000.00	\$0.00	\$32,350,000.00
SCHOOL 015 CAPITAL PROJECTS		\$23,358,805,610		0.29967286	\$7,000,000.00	\$0.00	\$7,000,000.00
SCHOOL 015 M & O		\$23,358,805,610		1.50310318	\$35,110,695.00	\$0.00	\$35,110,695.00
Totals for EDMONDS SCHOOL DISTRICT NO 15				3.18769274	\$74,460,695.00	\$0.00	\$74,460,695.00
ARLINGTON SCHOOL DIST NO 16							
SCHOOL 016 BONDS		\$4,071,290,742	\$17,710,246	1.19051084	\$4,846,915.76	\$21,084.24	\$4,868,000.00
SCHOOL 016 M & O		\$4,071,290,742	\$8,855,123	2.20768259	\$8,988,117.70	\$19,549.30	\$9,007,667.00
Totals for ARLINGTON SCHOOL DIST NO 16				3.39819343	\$13,835,033.46	\$40,633.54	\$13,875,667.00

ASSESSED VALUES, LEVY RATES & TAXES FOR TAX YEAR 2009

"Regular Value" includes values of property subject to regular (non-voter approved) levies and "Excess Value" includes values subject to excess (voter approved) levies.
 Values have been adjusted for all exemptions including senior citizens/disabled persons.

District / Levy	Regular Value	Excess Value	Timber Value	Rate	Real & Pers. Tax	Timber Tax	Total Tax
MARYSVILLE SCHOOL DIST NO 25							
SCHOOL 025 BONDS		\$7,576,447,712	\$520,162	2.11166264	\$15,998,901.59	\$1,098.41	\$16,000,000.00
SCHOOL 025 M & O		\$7,576,447,712	\$502,863	2.42095442	\$18,342,234.59	\$1,217.41	\$18,343,452.00
Totals for MARYSVILLE SCHOOL DIST NO 25				4.53261706	\$34,341,136.18	\$2,315.82	\$34,343,452.00
INDEX SCHOOL DISTRICT NO 63							
SCHOOL 063 M & O		\$91,584,487	\$7,076,296	1.44142379	\$132,012.06	\$10,199.94	\$142,212.00
Totals for INDEX SCHOOL DISTRICT NO 63				1.44142379	\$132,012.06	\$10,199.94	\$142,212.00
MONROE SCHOOL DISTRICT NO 103							
SCHOOL 103 BONDS		\$5,454,924,776	\$4,967,462	0.94910298	\$5,177,285.37	\$4,714.63	\$5,182,000.00
SCHOOL 103 CAPITAL PROJECTS		\$5,454,924,776	\$4,967,462	0.42125374	\$2,297,907.44	\$2,092.56	\$2,300,000.00
SCHOOL 103 M & O		\$5,454,924,776	\$2,483,731	2.16407751	\$11,804,880.01	\$5,374.99	\$11,810,255.00
Totals for MONROE SCHOOL DISTRICT NO 103				3.53443422	\$19,280,072.82	\$12,182.18	\$19,292,255.00
SNOHOMISH SCHOOL DIST NO 201							
SCHOOL 201 BONDS		\$7,869,520,766	\$6,246,198	2.51759608	\$19,812,274.60	\$15,725.40	\$19,828,000.00
SCHOOL 201 M & O		\$7,869,520,766	\$3,123,099	2.12936941	\$16,757,116.77	\$6,650.23	\$16,763,767.00
Totals for SNOHOMISH SCHOOL DIST NO 201				4.64696548	\$36,569,391.37	\$22,375.64	\$36,591,767.01

ASSESSED VALUES, LEVY RATES & TAXES FOR TAX YEAR 2009

"Regular Value" includes values of property subject to regular (non-voter approved) levies and "Excess Value" includes values subject to excess (voter approved) levies.
 Values have been adjusted for all exemptions including senior citizens/disabled persons.

District / Levy	Regular Value	Excess Value	Timber Value	Rate	Real & Pers. Tax	Timber Tax	Total Tax
LAKESIDE SCHOOL DIST NO 306							
SCHOOL 306 BONDS		\$2,175,905,077	\$384,904	1.30497315	\$2,839,497.71	\$502.29	\$2,840,000.00
SCHOOL 306 CAPITAL PROJECTS		\$2,175,905,077	\$384,904	0.36759807	\$799,858.51	\$141.49	\$800,000.00
SCHOOL 306 M & O		\$2,175,905,077	\$192,452	2.04389185	\$4,447,314.65	\$393.35	\$4,447,708.00
Totals for LAKESIDE SCHOOL DIST NO 306				3.71646307	\$8,086,670.87	\$1,037.13	\$8,087,708.00
SULTAN SCHOOL DISTRICT NO 311							
SCHOOL 311 BONDS		\$1,445,194,935	\$35,163,437	0.15536778	\$224,536.73	\$5,463.27	\$230,000.00
SCHOOL 311 M & O		\$1,445,194,935	\$17,581,719	2.39703648	\$3,464,184.98	\$42,144.02	\$3,506,329.00
Totals for SULTAN SCHOOL DISTRICT NO 311				2.55240426	\$3,688,721.71	\$47,607.29	\$3,736,329.00
DARRINGTON SCHOOL DIST NO 330							
SCHOOL 330 BONDS		\$374,124,307	\$35,069,330	0.65227681	\$244,032.61	\$22,874.91	\$266,907.52
SCHOOL 330 M & O		\$374,124,307	\$17,534,665	2.44594660	\$915,088.08	\$42,888.85	\$957,976.93
SCHOOL 330 TRANSPORTATION		\$374,124,307	\$35,069,330	0.24322186	\$90,995.21	\$8,529.63	\$99,524.84
Totals for DARRINGTON SCHOOL DIST NO 330				3.34144527	\$1,250,115.90	\$74,293.39	\$1,324,409.29
GRANITE FALLS SCHOOL DIST 332							
SCHOOL 332 BONDS		\$1,601,469,061	\$38,517,007	1.70733158	\$2,734,238.70	\$65,761.30	\$2,800,000.00
SCHOOL 332 CAPITAL PROJECTS		\$1,601,469,061	\$38,517,007	0.31083191	\$497,787.69	\$11,972.31	\$509,760.00
SCHOOL 332 M & O		\$1,601,469,061	\$19,258,503	2.18257903	\$3,495,332.80	\$42,033.20	\$3,537,366.00
Totals for GRANITE FALLS SCHOOL DIST 332				4.20074252	\$6,727,359.19	\$119,766.82	\$6,847,126.01

ASSESSED VALUES, LEVY RATES & TAXES FOR TAX YEAR 2009

"Regular Value" includes values of property subject to regular (non-voter approved) levies and "Excess Value" includes values subject to excess (voter approved) levies.
 Values have been adjusted for all exemptions including senior citizens/disabled persons.

District / Levy	Regular Value	Excess Value	Timber Value	Rate	Real & Pers. Tax	Timber Tax	Total Tax
STANWOOD-CAMANO SCHOOL DIST NO 401							
SCHOOL 401 BONDS		\$2,581,509,760	\$2,202,803	1.01930694	\$2,631,350.83	\$2,245.33	\$2,633,596.16
SCHOOL 401 M & O		\$2,581,509,760	\$1,101,401	1.50628460	\$3,888,488.40	\$1,659.02	\$3,890,147.42
Totals for STANWOOD-CAMANO SCHOOL DIST NO 401				2.52559155	\$6,519,839.23	\$3,904.36	\$6,523,743.59
NORTHSHORE SCHOOL DIST NO 417							
SCHOOL 417 BONDS		\$8,100,497,436	\$157,275	1.73228000	\$14,032,329.70	\$272.44	\$14,032,602.14
SCHOOL 417 CAPITAL PROJECTS		\$8,100,497,436	\$157,275	0.19369000	\$1,568,985.35	\$30.46	\$1,569,015.81
SCHOOL 417 M & O		\$8,100,497,436	\$78,637	1.55438000	\$12,591,251.20	\$122.23	\$12,591,373.43
Totals for NORTHSHORE SCHOOL DIST NO 417				3.48035000	\$28,192,566.25	\$425.14	\$28,192,991.39
STATE							
STATE SCHOOL	\$101,978,752,276			1.90938099	\$194,716,291.00	\$0.00	\$194,716,291.00
Totals for STATE				1.90938099	\$194,716,291.00	\$0.00	\$194,716,291.00
Total County Value:						\$101,983,434,446.00	
Total County Tax:						\$927,170,650.85	
Average County Tax Rate:						\$9.0914	

CONSOLIDATED TAX CODE AREAS & RATES FOR TAX YEAR 2009

"TCA's" (Tax Code Areas) designate a unique set of taxing districts. They appear on tax statements. The first two columns list the Tax Code Area and regular, excess and total levy rates within that TCA. The columns to the right list levy types, taxing districts and levy rates. All rates are expressed in dollars per thousand dollars of assessed value. (Totals are accurate, but may not agree to sum of detail because of rounding.)

TCA	Regular Rate/ Excess Rate	County/State of Washington	Levy	District	Rates	
					Regular	Excess
00010	\$5.39433799 \$4.12817723	\$0.71647436 \$1.90938099	City: Fire: EMS:	CITY OF EVERETT	\$2.50170499	
Total:	\$9.52251522		Port: Park: Library:	PORT OF EVERETT	\$0.26677766	
TCA Value:	\$7,828,873,080		Road: School:	EVERETT SCHOOL DISTRICT NO 2		\$4.12817723
00011	\$5.39433799 \$4.27322950	\$0.71647436 \$1.90938099	City: Fire: EMS:	CITY OF EVERETT FIRE DISTRICT 01	\$2.50170499	\$0.14505227
Total:	\$9.66756749		Port: Park: Library:	PORT OF EVERETT	\$0.26677766	
TCA Value:	\$856,800		Road: School:	EVERETT SCHOOL DISTRICT NO 2		\$4.12817723
00012	\$5.12756034 \$4.27322950	\$0.71647436 \$1.90938099	City: Fire: EMS:	CITY OF EVERETT FIRE DISTRICT 01	\$2.50170499	\$0.14505227
Total:	\$9.40078984		Port: Park: Library:			
TCA Value:	\$163,437,185		Road: School:	EVERETT SCHOOL DISTRICT NO 2		\$4.12817723
00013	\$5.39433799 \$4.12817723	\$0.71647436 \$1.90938099	City: Fire: EMS:	CITY OF EVERETT	\$2.50170499	
Total:	\$9.52251522		Port: Park: Library:	PORT OF EVERETT	\$0.26677766	
TCA Value:	\$41,036,773		Road: School:	EVERETT SCHOOL DISTRICT NO 2		\$4.12817723

CONSOLIDATED TAX CODE AREAS & RATES FOR TAX YEAR 2009

"TCA's" (Tax Code Areas) designate a unique set of taxing districts. They appear on tax statements. The first two columns list the Tax Code Area and regular, excess and total levy rates within that TCA. The columns to the right list levy types, taxing districts and levy rates. All rates are expressed in dollars per thousand dollars of assessed value. (Totals are accurate, but may not agree to sum of detail because of rounding.)

TCA	Regular Rate/ Excess Rate		County/State of Washington	Levy	District	Rates	
	Regular	Excess					
00015	\$5.12756034 \$4.27322950	\$0.71647436 \$1.90938099		City: Fire: EMS: Port: Park: Library: Road: School:	CITY OF EVERETT FIRE DISTRICT 01	\$2.50170499	\$0.14505227
Total:	\$9.40078984						
TCA Value:	\$107,513,228				EVERETT SCHOOL DISTRICT NO 2		\$4.12817723
00020	\$5.39433799 \$4.12817723	\$0.71647436 \$1.90938099		City: Fire: EMS: Port: Park: Library: Road: School:	CITY OF EVERETT PORT OF EVERETT	\$2.50170499	\$0.26677766
Total:	\$9.52251522						
TCA Value:	\$3,297,200				EVERETT SCHOOL DISTRICT NO 2		\$4.12817723
00025	\$5.39433799 \$3.27349125	\$0.71647436 \$1.90938099		City: Fire: EMS: Port: Park: Library: Road: School:	CITY OF EVERETT PORT OF EVERETT	\$2.50170499	\$0.26677766
Total:	\$8.66782925						
TCA Value:	\$4,316,463,934				MUKILTEO SCHOOL DISTRICT NO 6		\$3.27349125
00030	\$5.39433799 \$4.53261706	\$0.71647436 \$1.90938099		City: Fire: EMS: Port: Park: Library: Road: School:	CITY OF EVERETT PORT OF EVERETT	\$2.50170499	\$0.26677766
Total:	\$9.92695506						
TCA Value:	\$2,190,766				MARYSVILLE SCHOOL DIST NO 25		\$4.53261706

CONSOLIDATED TAX CODE AREAS & RATES FOR TAX YEAR 2009

"TCA's" (Tax Code Areas) designate a unique set of taxing districts. They appear on tax statements. The first two columns list the Tax Code Area and regular, excess and total levy rates within that TCA. The columns to the right list levy types, taxing districts and levy rates. All rates are expressed in dollars per thousand dollars of assessed value. (Totals are accurate, but may not agree to sum of detail because of rounding.)

TCA	Regular Rate/ Excess Rate		County/State of Washington	Levy	District	Rates		
	Regular	Excess				Regular	Excess	
00050	\$5.39433799	\$4.72538031	\$0.71647436	\$1.90938099	City: Fire: EMS: Port: Park: Library: Road: School: Other:	CITY OF EVERETT	\$2.50170499	
Total:	\$10.11971831					PORT OF EVERETT	\$0.26677766	
TCA Value:	\$287,456					SNOHOMISH SCHOOL DIST NO 201		\$4.64696548
						SNOHOMISH LIBRARY CAP FAC AREA		\$0.07841483
00051	\$5.21553822	\$4.76429692	\$0.71647436	\$1.90938099	City: Fire: EMS: Port: Park: Library: Road: School: Other:	CITY OF EVERETT	\$2.50170499	
Total:	\$9.97983514							
TCA Value:	\$10,636					SNOHOMISH SCHOOL DIST NO 201		\$4.64696548
						SNOHOMISH LIBRARY CAP FAC AREA		\$0.07841483
						VALLEY GENERAL HOSPITAL	\$0.08797788	\$0.03891661
00053	\$5.12756034	\$3.27349125	\$0.71647436	\$1.90938099	City: Fire: EMS: Port: Park: Library: Road: School:	CITY OF EVERETT	\$2.50170499	
Total:	\$8.40105159							
TCA Value:	\$172,769,674					MUKILTEO SCHOOL DISTRICT NO 6		\$3.27349125
00054	\$5.12756034	\$3.27349125	\$0.71647436	\$1.90938099	City: Fire: EMS: Port: Park: Library: Road: School:	CITY OF EVERETT	\$2.50170499	
Total:	\$8.40105159							
TCA Value:	\$18,602,263					MUKILTEO SCHOOL DISTRICT NO 6		\$3.27349125

CONSOLIDATED TAX CODE AREAS & RATES FOR TAX YEAR 2009

"TCA's" (Tax Code Areas) designate a unique set of taxing districts. They appear on tax statements. The first two columns list the Tax Code Area and regular, excess and total levy rates within that TCA. The columns to the right list levy types, taxing districts and levy rates. All rates are expressed in dollars per thousand dollars of assessed value. (Totals are accurate, but may not agree to sum of detail because of rounding.)

TCA	Regular Rate/ Excess Rate		County/State of Washington	Levy	District	Rates		
	Regular	Excess				Regular	Excess	
00056	\$5.12756034	\$4.12817723	\$0.71647436	\$1.90938099	City: Fire: EMS: Port: Park: Library: Road: School:	CITY OF EVERETT	\$2.50170499	
Total:	\$9.25573757							
TCA Value:	\$670,393,897					EVERETT SCHOOL DISTRICT NO 2		\$4.12817723
00057	\$5.12756034	\$3.27349125	\$0.71647436	\$1.90938099	City: Fire: EMS: Port: Park: Library: Road: School:	CITY OF EVERETT	\$2.50170499	
Total:	\$8.40105159							
TCA Value:	\$526,987,663					MUKILTEO SCHOOL DISTRICT NO 6		\$3.27349125
00058	\$5.21553822	\$2.59132087	\$0.71647436	\$1.90938099	City: Fire: EMS: Port: Park: Library: Road: School: Other:	CITY OF EVERETT	\$2.50170499	
Total:	\$7.80685909							
TCA Value:	\$40,000					SULTAN SCHOOL DISTRICT NO 311 VALLEY GENERAL HOSPITAL	\$0.08797788	\$2.55240426 \$0.03891661
00060	\$5.39433799	\$3.27349125	\$0.71647436	\$1.90938099	City: Fire: EMS: Port: Park: Library: Road: School:	CITY OF EVERETT	\$2.50170499	
Total:	\$8.66782925					PORT OF EVERETT	\$0.26677766	
TCA Value:	\$4,185,885					MUKILTEO SCHOOL DISTRICT NO 6		\$3.27349125

CONSOLIDATED TAX CODE AREAS & RATES FOR TAX YEAR 2009

"TCA's" (Tax Code Areas) designate a unique set of taxing districts. They appear on tax statements. The first two columns list the Tax Code Area and regular, excess and total levy rates within that TCA. The columns to the right list levy types, taxing districts and levy rates. All rates are expressed in dollars per thousand dollars of assessed value. (Totals are accurate, but may not agree to sum of detail because of rounding.)

TCA	Regular Rate/ Excess Rate	County/State of Washington	Levy	District	Rates	
					Regular	Excess
00062	\$5.39433799 \$3.27349125	\$0.71647436 \$1.90938099	City: Fire: EMS: Port: Park: Library: Road: School:	CITY OF EVERETT PORT OF EVERETT MUKILTEO SCHOOL DISTRICT NO 6	\$2.50170499	
Total:	\$8.66782925				\$0.26677766	
TCA Value:	\$154,515,300					\$3.27349125
00064	\$5.12756034 \$3.27349125	\$0.71647436 \$1.90938099	City: Fire: EMS: Port: Park: Library: Road: School:	CITY OF EVERETT MUKILTEO SCHOOL DISTRICT NO 6	\$2.50170499	
Total:	\$8.40105159					\$3.27349125
TCA Value:	\$243,210,790					\$3.27349125
00066	\$5.12756034 \$3.41854352	\$0.71647436 \$1.90938099	City: Fire: EMS: Port: Park: Library: Road: School:	CITY OF EVERETT FIRE DISTRICT 01 MUKILTEO SCHOOL DISTRICT NO 6	\$2.50170499	\$0.14505227
Total:	\$8.54610386					\$3.27349125
TCA Value:	\$7,115,424					\$3.27349125
00110	\$4.56064389 \$4.05438893	\$0.71647436 \$1.90938099	City: Fire: EMS: Port: Park: Library: Road: School: Other:	CITY OF ARLINGTON SNOISLE REGIONAL LIBRARY ARLINGTON SCHOOL DIST NO 16 CASCADE VALLEY HOSPITAL	\$1.35643827	\$3.39819343 \$0.65619550
Total:	\$8.61503283				\$0.31354388	
TCA Value:	\$1,782,719,738				\$0.26480641	\$0.65619550

CONSOLIDATED TAX CODE AREAS & RATES FOR TAX YEAR 2009

"TCA's" (Tax Code Areas) designate a unique set of taxing districts. They appear on tax statements. The first two columns list the Tax Code Area and regular, excess and total levy rates within that TCA. The columns to the right list levy types, taxing districts and levy rates. All rates are expressed in dollars per thousand dollars of assessed value. (Totals are accurate, but may not agree to sum of detail because of rounding.)

TCA	Regular Rate/ Excess Rate		County/State of Washington	Levy	District	Rates	
	Regular	Excess					
00111	\$4.66271179	\$4.05438893	\$0.71647436	City:	CITY OF ARLINGTON	\$1.35643827	
			\$1.90938099	Fire:	FIRE DISTRICT 21	\$0.10206790	
Total:	\$8.71710073			EMS:			
				Port:			
				Park:			
TCA Value:	\$275,400			Library:	SNOISLE REGIONAL LIBRARY	\$0.31354388	
				Road:			
				School:	ARLINGTON SCHOOL DIST NO 16		\$3.39819343
				Other:	CASCADE VALLEY HOSPITAL	\$0.26480641	\$0.65619550
00114	\$4.29583749	\$3.39819343	\$0.71647436	City:	CITY OF ARLINGTON	\$1.35643827	
			\$1.90938099	Fire:			
Total:	\$7.69403092			EMS:			
				Port:			
				Park:			
TCA Value:	\$434,365			Library:	SNOISLE REGIONAL LIBRARY	\$0.31354388	
				Road:			
				School:	ARLINGTON SCHOOL DIST NO 16		\$3.39819343
00116	\$4.29583749	\$3.71646307	\$0.71647436	City:	CITY OF ARLINGTON	\$1.35643827	
			\$1.90938099	Fire:			
Total:	\$8.01230056			EMS:			
				Port:			
				Park:			
TCA Value:	\$518,904,864			Library:	SNOISLE REGIONAL LIBRARY	\$0.31354388	
				Road:			
				School:	LAKEWOOD SCHOOL DIST NO 306		\$3.71646307
00118	\$4.56064389	\$5.18881256	\$0.71647436	City:	CITY OF ARLINGTON	\$1.35643827	
			\$1.90938099	Fire:			
Total:	\$9.74945646			EMS:			
				Port:			
				Park:			
TCA Value:	\$3,915,080			Library:	SNOISLE REGIONAL LIBRARY	\$0.31354388	
				Road:			
				School:	MARYSVILLE SCHOOL DIST NO 25		\$4.53261706
				Other:	CASCADE VALLEY HOSPITAL	\$0.26480641	\$0.65619550

CONSOLIDATED TAX CODE AREAS & RATES FOR TAX YEAR 2009

"TCA's" (Tax Code Areas) designate a unique set of taxing districts. They appear on tax statements. The first two columns list the Tax Code Area and regular, excess and total levy rates within that TCA. The columns to the right list levy types, taxing districts and levy rates. All rates are expressed in dollars per thousand dollars of assessed value. (Totals are accurate, but may not agree to sum of detail because of rounding.)

TCA	Regular Rate/ Excess Rate		County/State of Washington	Levy	District	Rates	
	Regular	Excess					
00180	\$5.33227488	\$3.99764077	\$0.71647436	\$1.90938099	City: TOWN OF DARRINGTON Fire: FIRE DISTRICT 24 EMS: Port: Park: Library: SNOISLE REGIONAL LIBRARY Road: School: DARRINGTON SCHOOL DIST NO 330 Other: CASCADE VALLEY HOSPITAL	\$1.36367445 \$0.76439479	
Total:	\$9.32991565					\$0.31354388	
TCA Value:	\$171,461,744					\$0.26480641	\$3.34144527 \$0.65619550
00210	\$4.80433379	\$3.38926906	\$0.71647436	\$1.90938099	City: CITY OF EDMONDS Fire: EMS: Port: PORT OF EDMONDS Park: Library: SNOISLE REGIONAL LIBRARY Road: School: EDMONDS SCHOOL DISTRICT NO 15 Other: STEVENS MEMORIAL HOSPITAL	\$1.69990245	\$0.11565020
Total:	\$8.19360285					\$0.08699673	
TCA Value:	\$2,622,479,223					\$0.31354388	\$3.18769274 \$0.08592613
00213	\$4.80433379	\$3.38926906	\$0.71647436	\$1.90938099	City: CITY OF EDMONDS Fire: EMS: Port: PORT OF EDMONDS Park: Library: SNOISLE REGIONAL LIBRARY Road: School: EDMONDS SCHOOL DISTRICT NO 15 Other: STEVENS MEMORIAL HOSPITAL	\$1.69990245	\$0.11565020
Total:	\$8.19360285					\$0.08699673	
TCA Value:	\$307,472,086					\$0.31354388	\$3.18769274 \$0.08592613
00216	\$4.80433379	\$3.38926906	\$0.71647436	\$1.90938099	City: CITY OF EDMONDS Fire: EMS: Port: PORT OF EDMONDS Park: Library: SNOISLE REGIONAL LIBRARY Road: School: EDMONDS SCHOOL DISTRICT NO 15 Other: STEVENS MEMORIAL HOSPITAL	\$1.69990245	\$0.11565020
Total:	\$8.19360285					\$0.08699673	
TCA Value:	\$760,697,351					\$0.31354388	\$3.18769274 \$0.08592613

CONSOLIDATED TAX CODE AREAS & RATES FOR TAX YEAR 2009

"TCA's" (Tax Code Areas) designate a unique set of taxing districts. They appear on tax statements. The first two columns list the Tax Code Area and regular, excess and total levy rates within that TCA. The columns to the right list levy types, taxing districts and levy rates. All rates are expressed in dollars per thousand dollars of assessed value. (Totals are accurate, but may not agree to sum of detail because of rounding.)

TCA	Regular Rate/ Excess Rate	County/State of Washington	Levy	District	Rates	
					Regular	Excess
00217	\$4.71733706 \$3.38926906	\$0.71647436 \$1.90938099	City: Fire: EMS: Port: Park: Library: Road: School: Other:	CITY OF EDMONDS	\$1.69990245	\$0.11565020
Total:	\$8.10660612					
TCA Value:	\$2,821,059,279			SNOISLE REGIONAL LIBRARY	\$0.31354388	
				EDMONDS SCHOOL DISTRICT NO 15		\$3.18769274
				STEVENS MEMORIAL HOSPITAL	\$0.07803539	\$0.08592613
00220	\$4.71733706 \$3.27361886	\$0.71647436 \$1.90938099	City: Fire: EMS: Port: Park: Library: Road: School: Other:	CITY OF EDMONDS	\$1.69990245	
Total:	\$7.99095593					
TCA Value:	\$97,200,594			SNOISLE REGIONAL LIBRARY	\$0.31354388	
				EDMONDS SCHOOL DISTRICT NO 15		\$3.18769274
				STEVENS MEMORIAL HOSPITAL	\$0.07803539	\$0.08592613
00222	\$4.80433379 \$3.27361886	\$0.71647436 \$1.90938099	City: Fire: EMS: Port: Park: Library: Road: School: Other:	CITY OF EDMONDS	\$1.69990245	
Total:	\$8.07795265			PORT OF EDMONDS	\$0.08699673	
TCA Value:	\$271,476,608			SNOISLE REGIONAL LIBRARY	\$0.31354388	
				EDMONDS SCHOOL DISTRICT NO 15		\$3.18769274
				STEVENS MEMORIAL HOSPITAL	\$0.07803539	\$0.08592613
00227	\$4.71733706 \$3.38926906	\$0.71647436 \$1.90938099	City: Fire: EMS: Port: Park: Library: Road: School: Other:	CITY OF EDMONDS	\$1.69990245	\$0.11565020
Total:	\$8.10660612					
TCA Value:	\$344,431,543			SNOISLE REGIONAL LIBRARY	\$0.31354388	
				EDMONDS SCHOOL DISTRICT NO 15		\$3.18769274
				STEVENS MEMORIAL HOSPITAL	\$0.07803539	\$0.08592613

CONSOLIDATED TAX CODE AREAS & RATES FOR TAX YEAR 2009

"TCA's" (Tax Code Areas) designate a unique set of taxing districts. They appear on tax statements. The first two columns list the Tax Code Area and regular, excess and total levy rates within that TCA. The columns to the right list levy types, taxing districts and levy rates. All rates are expressed in dollars per thousand dollars of assessed value. (Totals are accurate, but may not agree to sum of detail because of rounding.)

TCA	Regular Rate/ Excess Rate		County/State of Washington	Levy	District	Rates	
	Regular	Excess				Regular	Excess
00229	\$4.71733706	\$3.27361886	\$0.71647436	City:	CITY OF EDMONDS	\$1.69990245	
			\$1.90938099	Fire:			
				EMS:			
Total:	\$7.99095593			Port:			
				Park:			
TCA Value:	\$12,200,474			Library:	SNOISLE REGIONAL LIBRARY	\$0.31354388	
				Road:			
				School:	EDMONDS SCHOOL DISTRICT NO 15		\$3.18769274
				Other:	STEVENS MEMORIAL HOSPITAL	\$0.07803539	\$0.08592613
00232	\$4.71733706	\$3.38926906	\$0.71647436	City:	CITY OF EDMONDS	\$1.69990245	\$0.11565020
			\$1.90938099	Fire:			
				EMS:			
Total:	\$8.10660612			Port:			
				Park:			
TCA Value:	\$472,192,332			Library:	SNOISLE REGIONAL LIBRARY	\$0.31354388	
				Road:			
				School:	EDMONDS SCHOOL DISTRICT NO 15		\$3.18769274
				Other:	STEVENS MEMORIAL HOSPITAL	\$0.07803539	\$0.08592613
00260	\$5.98506235	\$2.79996506	\$0.71647436	City:	CITY OF GOLD BAR	\$1.14091431	
			\$1.90938099	Fire:	FIRE DISTRICT 26	\$1.81677092	\$0.20864419
				EMS:			
Total:	\$8.78502740			Port:			
				Park:			
TCA Value:	\$178,745,176			Library:	SNOISLE REGIONAL LIBRARY	\$0.31354388	
				Road:			
				School:	SULTAN SCHOOL DISTRICT NO 311		\$2.55240426
				Other:	VALLEY GENERAL HOSPITAL	\$0.08797788	\$0.03891661
00304	\$5.50463344	\$4.27778027	\$0.71647436	City:	CITY OF GRANITE FALLS	\$1.28451332	
			\$1.90938099	Fire:	FIRE DISTRICT 17	\$1.28072090	
				EMS:			
Total:	\$9.78241372			Port:			
				Park:			
TCA Value:	\$324,923,902			Library:	SNOISLE REGIONAL LIBRARY	\$0.31354388	
				Road:			
				School:	GRANITE FALLS SCHOOL DIST 332		\$4.20074252
				Other:	GRANITE FALLS LIB CAP FAC AREA		\$0.07703775

CONSOLIDATED TAX CODE AREAS & RATES FOR TAX YEAR 2009

"TCA's" (Tax Code Areas) designate a unique set of taxing districts. They appear on tax statements. The first two columns list the Tax Code Area and regular, excess and total levy rates within that TCA. The columns to the right list levy types, taxing districts and levy rates. All rates are expressed in dollars per thousand dollars of assessed value. (Totals are accurate, but may not agree to sum of detail because of rounding.)

TCA	Regular Rate/ Excess Rate	County/State of Washington	Levy	District	Rates	
					Regular	Excess
00357	\$5.89964578 \$1.68604552	\$0.71647436 \$1.90938099	City: Fire: EMS: Port: Park: Library: Road: School: Other:	TOWN OF INDEX FIRE DISTRICT 28	\$1.24754675 \$1.93826580	\$0.20570512
Total:	\$7.58569130					
TCA Value:	\$16,530,098			INDEX SCHOOL DISTRICT NO 63 VALLEY GENERAL HOSPITAL	\$0.08797788	\$1.44142379 \$0.03891661
00406	\$5.71774153 \$4.01482862	\$0.71647436 \$1.90938099	City: Fire: EMS: Port: Park: Library: Road: School:	CITY OF LAKE STEVENS FIRE DISTRICT 08 LAKE STEVENS	\$1.23201194 \$1.54633037	
Total:	\$9.73257016					
TCA Value:	\$825,796,700			SNOISLE REGIONAL LIBRARY LAKE STEVENS SCHOOL DIST NO 4	\$0.31354388	\$4.01482862
00408	\$5.71774153 \$4.01482862	\$0.71647436 \$1.90938099	City: Fire: EMS: Port: Park: Library: Road: School:	CITY OF LAKE STEVENS FIRE DISTRICT 08 LAKE STEVENS	\$1.23201194 \$1.54633037	
Total:	\$9.73257016					
TCA Value:	\$1,201,814,766			SNOISLE REGIONAL LIBRARY LAKE STEVENS SCHOOL DIST NO 4	\$0.31354388	\$4.01482862
00449	\$4.88721261 \$3.27361886	\$0.71647436 \$1.90938099	City: Fire: EMS: Port: Park: Library: Road: School: Other:	CITY OF LYNNWOOD	\$1.86977800	
Total:	\$8.16083147					
TCA Value:	\$3,139,041			SNOISLE REGIONAL LIBRARY EDMONDS SCHOOL DISTRICT NO 15 STEVENS MEMORIAL HOSPITAL	\$0.31354388 \$0.07803539	\$3.18769274 \$0.08592613

CONSOLIDATED TAX CODE AREAS & RATES FOR TAX YEAR 2009

"TCA's" (Tax Code Areas) designate a unique set of taxing districts. They appear on tax statements. The first two columns list the Tax Code Area and regular, excess and total levy rates within that TCA. The columns to the right list levy types, taxing districts and levy rates. All rates are expressed in dollars per thousand dollars of assessed value. (Totals are accurate, but may not agree to sum of detail because of rounding.)

TCA	Regular Rate/ Excess Rate		County/State of Washington	Levy	District	Rates	
	Regular	Excess					
00452	\$4.88721261 \$3.27361886	\$0.71647436 \$1.90938099		City: Fire: EMS: Port: Park: Library: Road: School: Other:	CITY OF LYNNWOOD	\$1.86977800	
Total:	\$8.16083147						
TCA Value:	\$5,414,712,952				SNOISLE REGIONAL LIBRARY	\$0.31354388	
					EDMONDS SCHOOL DISTRICT NO 15		\$3.18769274
					STEVENS MEMORIAL HOSPITAL	\$0.07803539	\$0.08592613
00508	\$5.57117101 \$4.10226281	\$0.71647436 \$1.90938099		City: Fire: EMS: Port: Park: Library: Road: School: Other:	CITY OF MARYSVILLE	\$2.36696538	\$0.04787387
Total:	\$9.67343381						
TCA Value:	\$8,955,937				SNOISLE REGIONAL LIBRARY	\$0.31354388	
					ARLINGTON SCHOOL DIST NO 16		\$3.39819343
					CASCADE VALLEY HOSPITAL	\$0.26480641	\$0.65619550
00509	\$5.57117101 \$5.23668644	\$0.71647436 \$1.90938099		City: Fire: EMS: Port: Park: Library: Road: School: Other:	CITY OF MARYSVILLE	\$2.36696538	\$0.04787387
Total:	\$10.80785745						
TCA Value:	\$17,993,208				SNOISLE REGIONAL LIBRARY	\$0.31354388	
					MARYSVILLE SCHOOL DIST NO 25		\$4.53261706
					CASCADE VALLEY HOSPITAL	\$0.26480641	\$0.65619550
00510	\$5.57117101 \$4.10226281	\$0.71647436 \$1.90938099		City: Fire: EMS: Port: Park: Library: Road: School: Other:	CITY OF MARYSVILLE	\$2.36696538	\$0.04787387
Total:	\$9.67343381						
TCA Value:	\$15,604				SNOISLE REGIONAL LIBRARY	\$0.31354388	
					ARLINGTON SCHOOL DIST NO 16		\$3.39819343
					CASCADE VALLEY HOSPITAL	\$0.26480641	\$0.65619550

CONSOLIDATED TAX CODE AREAS & RATES FOR TAX YEAR 2009

"TCA's" (Tax Code Areas) designate a unique set of taxing districts. They appear on tax statements. The first two columns list the Tax Code Area and regular, excess and total levy rates within that TCA. The columns to the right list levy types, taxing districts and levy rates. All rates are expressed in dollars per thousand dollars of assessed value. (Totals are accurate, but may not agree to sum of detail because of rounding.)

TCA	Regular Rate/ Excess Rate	County/State of Washington	Levy	District	Rates	
					Regular	Excess
00511	\$5.30636460 \$4.58049094	\$0.71647436 \$1.90938099	City: Fire: EMS: Port: Park:	CITY OF MARYSVILLE	\$2.36696538	\$0.04787387
Total:	\$9.88685554		Library: Road: School:	SNOISLE REGIONAL LIBRARY	\$0.31354388	
TCA Value:	\$4,017,028,254			MARYSVILLE SCHOOL DIST NO 25		\$4.53261706
00513	\$5.30636460 \$4.06270250	\$0.71647436 \$1.90938099	City: Fire: EMS: Port: Park:	CITY OF MARYSVILLE	\$2.36696538	\$0.04787387
Total:	\$9.36906710		Library: Road: School:	SNOISLE REGIONAL LIBRARY	\$0.31354388	
TCA Value:	\$347,670,934			LAKE STEVENS SCHOOL DIST NO 4		\$4.01482862
00514	\$5.30636460 \$3.76433695	\$0.71647436 \$1.90938099	City: Fire: EMS: Port: Park:	CITY OF MARYSVILLE	\$2.36696538	\$0.04787387
Total:	\$9.07070155		Library: Road: School:	SNOISLE REGIONAL LIBRARY	\$0.31354388	
TCA Value:	\$358,199,718			LAKWOOD SCHOOL DIST NO 306		\$3.71646307
00515	\$5.30636460 \$4.06270250	\$0.71647436 \$1.90938099	City: Fire: EMS: Port: Park:	CITY OF MARYSVILLE	\$2.36696538	\$0.04787387
Total:	\$9.36906710		Library: Road: School:	SNOISLE REGIONAL LIBRARY	\$0.31354388	
TCA Value:	\$7,753,788			LAKE STEVENS SCHOOL DIST NO 4		\$4.01482862

CONSOLIDATED TAX CODE AREAS & RATES FOR TAX YEAR 2009

"TCA's" (Tax Code Areas) designate a unique set of taxing districts. They appear on tax statements. The first two columns list the Tax Code Area and regular, excess and total levy rates within that TCA. The columns to the right list levy types, taxing districts and levy rates. All rates are expressed in dollars per thousand dollars of assessed value. (Totals are accurate, but may not agree to sum of detail because of rounding.)

TCA	Regular Rate/ Excess Rate		County/State of Washington	Levy	District	Rates	
	Regular	Excess					
00516	\$4.64166854	\$3.27349125	\$0.71647436	City:	CITY OF MILL CREEK	\$1.70226931	
			\$1.90938099	Fire:			
				EMS:			
Total:	\$7.91515979			Port:			
				Park:			
TCA Value:	\$3,042,206			Library:	SNOISLE REGIONAL LIBRARY	\$0.31354388	
				Road:			
				School:	MUKILTEO SCHOOL DISTRICT NO 6		\$3.27349125
00517	\$4.64166854	\$3.27349125	\$0.71647436	City:	CITY OF MILL CREEK	\$1.70226931	
			\$1.90938099	Fire:			
				EMS:			
Total:	\$7.91515979			Port:			
				Park:			
TCA Value:	\$29,536,296			Library:	SNOISLE REGIONAL LIBRARY	\$0.31354388	
				Road:			
				School:	MUKILTEO SCHOOL DISTRICT NO 6		\$3.27349125
00520	\$4.64166854	\$4.12817723	\$0.71647436	City:	CITY OF MILL CREEK	\$1.70226931	
			\$1.90938099	Fire:			
				EMS:			
Total:	\$8.76984577			Port:			
				Park:			
TCA Value:	\$1,729,510,153			Library:	SNOISLE REGIONAL LIBRARY	\$0.31354388	
				Road:			
				School:	EVERETT SCHOOL DISTRICT NO 2		\$4.12817723
00523	\$4.64166854	\$4.12817723	\$0.71647436	City:	CITY OF MILL CREEK	\$1.70226931	
			\$1.90938099	Fire:			
				EMS:			
Total:	\$8.76984577			Port:			
				Park:			
TCA Value:	\$42,462,202			Library:	SNOISLE REGIONAL LIBRARY	\$0.31354388	
				Road:			
				School:	EVERETT SCHOOL DISTRICT NO 2		\$4.12817723

CONSOLIDATED TAX CODE AREAS & RATES FOR TAX YEAR 2009

"TCA's" (Tax Code Areas) designate a unique set of taxing districts. They appear on tax statements. The first two columns list the Tax Code Area and regular, excess and total levy rates within that TCA. The columns to the right list levy types, taxing districts and levy rates. All rates are expressed in dollars per thousand dollars of assessed value. (Totals are accurate, but may not agree to sum of detail because of rounding.)

TCA	Regular Rate/ Excess Rate	County/State of Washington	Levy	District	Rates	
					Regular	Excess
00525	\$4.67301777 \$4.12817723	\$0.71647436 \$1.90938099	City: Fire: EMS: Port: Park:	CITY OF MILL CREEK FIRE DISTRICT 07	\$1.70226931 \$0.03134923	
Total:	\$8.80119500		Library: Road: School:	SNOISLE REGIONAL LIBRARY EVERETT SCHOOL DISTRICT NO 2	\$0.31354388	\$4.12817723
TCA Value:	\$92,838,420					
00526	\$4.64166854 \$4.12817723	\$0.71647436 \$1.90938099	City: Fire: EMS: Port: Park:	CITY OF MILL CREEK	\$1.70226931	
Total:	\$8.76984577		Library: Road: School:	SNOISLE REGIONAL LIBRARY EVERETT SCHOOL DISTRICT NO 2	\$0.31354388	\$4.12817723
TCA Value:	\$870,232,850					
00527	\$4.64166854 \$4.27322950	\$0.71647436 \$1.90938099	City: Fire: EMS: Port: Park:	CITY OF MILL CREEK FIRE DISTRICT 01	\$1.70226931	\$0.14505227
Total:	\$8.91489804		Library: Road: School:	SNOISLE REGIONAL LIBRARY EVERETT SCHOOL DISTRICT NO 2	\$0.31354388	\$4.12817723
TCA Value:	\$466,168,562					
00529	\$4.64166854 \$3.18769274	\$0.71647436 \$1.90938099	City: Fire: EMS: Port: Park:	CITY OF MILL CREEK	\$1.70226931	
Total:	\$7.82936128		Library: Road: School:	SNOISLE REGIONAL LIBRARY EDMONDS SCHOOL DISTRICT NO 15	\$0.31354388	\$3.18769274
TCA Value:	\$9,359,079					

CONSOLIDATED TAX CODE AREAS & RATES FOR TAX YEAR 2009

"TCA's" (Tax Code Areas) designate a unique set of taxing districts. They appear on tax statements. The first two columns list the Tax Code Area and regular, excess and total levy rates within that TCA. The columns to the right list levy types, taxing districts and levy rates. All rates are expressed in dollars per thousand dollars of assessed value. (Totals are accurate, but may not agree to sum of detail because of rounding.)

TCA	Regular Rate/ Excess Rate		County/State of Washington	Levy	District	Rates	
	Regular	Excess					
00530	\$5.80963709	\$0.71647436		City:	CITY OF MONROE	\$0.93225998	\$0.03176830
	\$3.78881879	\$1.90938099		Fire:	FIRE DISTRICT 03	\$1.85000000	
Total:	\$9.59845587			EMS:			
				Port:			
				Park:	EAST COUNTY PARK AND REC DIST		\$0.03693536
TCA Value:	\$1,398,735,402			Library:	SNOISLE REGIONAL LIBRARY	\$0.31354388	
				Road:			
				School:	MONROE SCHOOL DISTRICT NO 103		\$3.53443422
				Other:	MONROE LIBRARY CAP FAC AREA		\$0.14676429
				Other:	VALLEY GENERAL HOSPITAL	\$0.08797788	\$0.03891661
00531	\$5.80963709	\$0.71647436		City:	CITY OF MONROE	\$0.93225998	\$0.03176830
	\$3.78881879	\$1.90938099		Fire:	FIRE DISTRICT 03	\$1.85000000	
Total:	\$9.59845587			EMS:			
				Port:			
				Park:	EAST COUNTY PARK AND REC DIST		\$0.03693536
TCA Value:	\$0			Library:	SNOISLE REGIONAL LIBRARY	\$0.31354388	
				Road:			
				School:	MONROE SCHOOL DISTRICT NO 103		\$3.53443422
				Other:	MONROE LIBRARY CAP FAC AREA		\$0.14676429
				Other:	VALLEY GENERAL HOSPITAL	\$0.08797788	\$0.03891661
00532	\$5.80963709	\$0.71647436		City:	CITY OF MONROE	\$0.93225998	\$0.03176830
	\$3.83720553	\$1.90938099		Fire:	FIRE DISTRICT 03	\$1.85000000	\$0.04838674
Total:	\$9.64684261			EMS:			
				Port:			
				Park:	EAST COUNTY PARK AND REC DIST		\$0.03693536
TCA Value:	\$3,587,840			Library:	SNOISLE REGIONAL LIBRARY	\$0.31354388	
				Road:			
				School:	MONROE SCHOOL DISTRICT NO 103		\$3.53443422
				Other:	MONROE LIBRARY CAP FAC AREA		\$0.14676429
				Other:	VALLEY GENERAL HOSPITAL	\$0.08797788	\$0.03891661

CONSOLIDATED TAX CODE AREAS & RATES FOR TAX YEAR 2009

"TCA's" (Tax Code Areas) designate a unique set of taxing districts. They appear on tax statements. The first two columns list the Tax Code Area and regular, excess and total levy rates within that TCA. The columns to the right list levy types, taxing districts and levy rates. All rates are expressed in dollars per thousand dollars of assessed value. (Totals are accurate, but may not agree to sum of detail because of rounding.)

TCA	Regular Rate/ Excess Rate		County/State of Washington	Levy	District	Rates	
	Regular	Excess					
00534	\$5.80963709	\$0.71647436		City:	CITY OF MONROE	\$0.93225998	
	\$3.80543722	\$1.90938099		Fire:	FIRE DISTRICT 03	\$1.85000000	\$0.04838674
Total:	\$9.61507431			EMS:			
				Port:			
				Park:	EAST COUNTY PARK AND REC DIST		\$0.03693536
				Library:	SNOISLE REGIONAL LIBRARY	\$0.31354388	
TCA Value:	\$577,727,768			Road:			
				School:	MONROE SCHOOL DISTRICT NO 103		\$3.53443422
				Other:	MONROE LIBRARY CAP FAC AREA		\$0.14676429
				Other:	VALLEY GENERAL HOSPITAL	\$0.08797788	\$0.03891661
00535	\$5.80963709	\$0.71647436		City:	CITY OF MONROE	\$0.93225998	
	\$3.80543722	\$1.90938099		Fire:	FIRE DISTRICT 03	\$1.85000000	\$0.04838674
Total:	\$9.61507431			EMS:			
				Port:			
				Park:	EAST COUNTY PARK AND REC DIST		\$0.03693536
				Library:	SNOISLE REGIONAL LIBRARY	\$0.31354388	
TCA Value:	\$23,400			Road:			
				School:	MONROE SCHOOL DISTRICT NO 103		\$3.53443422
				Other:	MONROE LIBRARY CAP FAC AREA		\$0.14676429
				Other:	VALLEY GENERAL HOSPITAL	\$0.08797788	\$0.03891661
00536	\$5.80963709	\$0.71647436		City:	CITY OF MONROE	\$0.93225998	\$0.03176830
	\$3.68353396	\$1.90938099		Fire:	FIRE DISTRICT 03	\$1.85000000	
Total:	\$9.49317105			EMS:			
				Port:			
				Park:			
				Library:	SNOISLE REGIONAL LIBRARY	\$0.31354388	
TCA Value:	\$21,019,519			Road:			
				School:	MONROE SCHOOL DISTRICT NO 103		\$3.53443422
				Other:	SNOHOMISH LIBRARY CAP FAC AREA		\$0.07841483
				Other:	VALLEY GENERAL HOSPITAL	\$0.08797788	\$0.03891661

CONSOLIDATED TAX CODE AREAS & RATES FOR TAX YEAR 2009

"TCA's" (Tax Code Areas) designate a unique set of taxing districts. They appear on tax statements. The first two columns list the Tax Code Area and regular, excess and total levy rates within that TCA. The columns to the right list levy types, taxing districts and levy rates. All rates are expressed in dollars per thousand dollars of assessed value. (Totals are accurate, but may not agree to sum of detail because of rounding.)

TCA	Regular Rate/ Excess Rate	County/State of Washington	Levy	District	Rates	
					Regular	Excess
00537	\$5.80963709 \$4.81268366	\$0.71647436 \$1.90938099	City: Fire: EMS: Port: Park:	CITY OF MONROE FIRE DISTRICT 03	\$0.93225998 \$1.85000000	\$0.04838674
Total:	\$10.62232075		Library: Road: School: Other: Other:	SNOISLE REGIONAL LIBRARY	\$0.31354388	
TCA Value:	\$10,134,628			SNOHOMISH SCHOOL DIST NO 201 SNOHOMISH LIBRARY CAP FAC AREA VALLEY GENERAL HOSPITAL	\$0.08797788	\$4.64696548 \$0.07841483 \$0.03891661
00575	\$4.28727621 \$3.30624695	\$0.71647436 \$1.90938099	City: Fire: EMS: Port: Park:	CITY OF BRIER	\$1.26984160	\$0.03262808
Total:	\$7.59352316		Library: Road: School: Other:	SNOISLE REGIONAL LIBRARY	\$0.31354388	
TCA Value:	\$765,424,118			EDMONDS SCHOOL DISTRICT NO 15 STEVENS MEMORIAL HOSPITAL	\$0.07803539	\$3.18769274 \$0.08592613
00580	\$4.28727621 \$3.30624695	\$0.71647436 \$1.90938099	City: Fire: EMS: Port: Park:	CITY OF BRIER	\$1.26984160	\$0.03262808
Total:	\$7.59352316		Library: Road: School: Other:	SNOISLE REGIONAL LIBRARY	\$0.31354388	
TCA Value:	\$2,725,871			EDMONDS SCHOOL DISTRICT NO 15 STEVENS MEMORIAL HOSPITAL	\$0.07803539	\$3.18769274 \$0.08592613
00585	\$4.28727621 \$3.61227421	\$0.71647436 \$1.90938099	City: Fire: EMS: Port: Park:	CITY OF BRIER	\$1.26984160	\$0.03262808
Total:	\$7.89955042		Library: Road: School: Other:	NORTHSHORE PARK AND RECREATION SNOISLE REGIONAL LIBRARY	\$0.31354388	\$0.01337000
TCA Value:	\$144,250,056			NORTHSHORE SCHOOL DIST NO 417 STEVENS MEMORIAL HOSPITAL	\$0.07803539	\$3.48035000 \$0.08592613

CONSOLIDATED TAX CODE AREAS & RATES FOR TAX YEAR 2009

"TCA's" (Tax Code Areas) designate a unique set of taxing districts. They appear on tax statements. The first two columns list the Tax Code Area and regular, excess and total levy rates within that TCA. The columns to the right list levy types, taxing districts and levy rates. All rates are expressed in dollars per thousand dollars of assessed value. (Totals are accurate, but may not agree to sum of detail because of rounding.)

TCA	Regular Rate/ Excess Rate		County/State of Washington	Levy	District	Rates	
	Regular	Excess					
00610	\$4.63518677	\$3.27361886	\$0.71647436	City:	CITY OF MOUNTLAKE TERRACE	\$1.61775215	
			\$1.90938099	Fire:			
				EMS:			
Total:	\$7.90880563			Port:			
				Park:			
				Library:	SNOISLE REGIONAL LIBRARY	\$0.31354388	
TCA Value:	\$2,165,792,535			Road:			
				School:	EDMONDS SCHOOL DISTRICT NO 15		\$3.18769274
				Other:	STEVENS MEMORIAL HOSPITAL	\$0.07803539	\$0.08592613
00622	\$4.63518677	\$3.41867113	\$0.71647436	City:	CITY OF MOUNTLAKE TERRACE	\$1.61775215	
			\$1.90938099	Fire:	FIRE DISTRICT 01		\$0.14505227
				EMS:			
Total:	\$8.05385790			Port:			
				Park:			
				Library:	SNOISLE REGIONAL LIBRARY	\$0.31354388	
TCA Value:	\$1,108,984			Road:			
				School:	EDMONDS SCHOOL DISTRICT NO 15		\$3.18769274
				Other:	STEVENS MEMORIAL HOSPITAL	\$0.07803539	\$0.08592613
00625	\$4.63518677	\$3.27361886	\$0.71647436	City:	CITY OF MOUNTLAKE TERRACE	\$1.61775215	
			\$1.90938099	Fire:			
				EMS:			
Total:	\$7.90880563			Port:			
				Park:			
				Library:	SNOISLE REGIONAL LIBRARY	\$0.31354388	
TCA Value:	\$222,453,550			Road:			
				School:	EDMONDS SCHOOL DISTRICT NO 15		\$3.18769274
				Other:	STEVENS MEMORIAL HOSPITAL	\$0.07803539	\$0.08592613
00638	\$4.63518677	\$3.27361886	\$0.71647436	City:	CITY OF MOUNTLAKE TERRACE	\$1.61775215	
			\$1.90938099	Fire:			
				EMS:			
Total:	\$7.90880563			Port:			
				Park:			
				Library:	SNOISLE REGIONAL LIBRARY	\$0.31354388	
TCA Value:	\$7,231,460			Road:			
				School:	EDMONDS SCHOOL DISTRICT NO 15		\$3.18769274
				Other:	STEVENS MEMORIAL HOSPITAL	\$0.07803539	\$0.08592613

CONSOLIDATED TAX CODE AREAS & RATES FOR TAX YEAR 2009

"TCA's" (Tax Code Areas) designate a unique set of taxing districts. They appear on tax statements. The first two columns list the Tax Code Area and regular, excess and total levy rates within that TCA. The columns to the right list levy types, taxing districts and levy rates. All rates are expressed in dollars per thousand dollars of assessed value. (Totals are accurate, but may not agree to sum of detail because of rounding.)

TCA	Regular Rate/ Excess Rate		County/State of Washington	Levy	District	Rates	
	Regular	Excess					
00642	\$4.63518677	\$3.41867113	\$0.71647436	City:	CITY OF MOUNTLAKE TERRACE	\$1.61775215	
			\$1.90938099	Fire:	FIRE DISTRICT 01		\$0.14505227
Total:	\$8.05385790			EMS:			
				Port:			
				Park:			
TCA Value:	\$6,587,616			Library:	SNOISLE REGIONAL LIBRARY	\$0.31354388	
				Road:			
				School:	EDMONDS SCHOOL DISTRICT NO 15		\$3.18769274
				Other:	STEVENS MEMORIAL HOSPITAL	\$0.07803539	\$0.08592613
00667	\$4.48168789	\$3.27349125	\$0.71647436	City:	CITY OF MUKILTEO	\$1.27551101	
			\$1.90938099	Fire:			
Total:	\$7.75517914			EMS:			
				Port:	PORT OF EVERETT	\$0.26677766	
				Park:			
TCA Value:	\$2,181,329,038			Library:	SNOISLE REGIONAL LIBRARY	\$0.31354388	
				Road:			
				School:	MUKILTEO SCHOOL DISTRICT NO 6		\$3.27349125
00671	\$4.21491023	\$3.27349125	\$0.71647436	City:	CITY OF MUKILTEO	\$1.27551101	
			\$1.90938099	Fire:			
Total:	\$7.48840149			EMS:			
				Port:			
				Park:			
TCA Value:	\$692,407,129			Library:	SNOISLE REGIONAL LIBRARY	\$0.31354388	
				Road:			
				School:	MUKILTEO SCHOOL DISTRICT NO 6		\$3.27349125
00673	\$4.21491023	\$3.27349125	\$0.71647436	City:	CITY OF MUKILTEO	\$1.27551101	
			\$1.90938099	Fire:			
Total:	\$7.48840149			EMS:			
				Port:			
				Park:			
TCA Value:	\$1,291,175,950			Library:	SNOISLE REGIONAL LIBRARY	\$0.31354388	
				Road:			
				School:	MUKILTEO SCHOOL DISTRICT NO 6		\$3.27349125

CONSOLIDATED TAX CODE AREAS & RATES FOR TAX YEAR 2009

"TCA's" (Tax Code Areas) designate a unique set of taxing districts. They appear on tax statements. The first two columns list the Tax Code Area and regular, excess and total levy rates within that TCA. The columns to the right list levy types, taxing districts and levy rates. All rates are expressed in dollars per thousand dollars of assessed value. (Totals are accurate, but may not agree to sum of detail because of rounding.)

TCA	Regular Rate/ Excess Rate		County/State of Washington	Levy	District	Rates	
	Regular	Excess					
00731	\$4.92760269	\$0.71647436		City:	CITY OF SNOHOMISH	\$0.78062748	\$0.04950140
	\$4.36619828	\$1.90938099		Fire:	FIRE DISTRICT 04	\$1.11959811	
Total:	\$9.29380097			EMS:			
				Port:			
				Park:			
TCA Value:	\$27,036			Library:	SNOISLE REGIONAL LIBRARY	\$0.31354388	
				Road:			
				School:	GRANITE FALLS SCHOOL DIST 332		\$4.20074252
				Other:	GRANITE FALLS LIB CAP FAC AREA		\$0.07703775
				Other:	VALLEY GENERAL HOSPITAL	\$0.08797788	\$0.03891661
00735	\$4.92760269	\$0.71647436		City:	CITY OF SNOHOMISH	\$0.78062748	\$0.04950140
	\$4.81379832	\$1.90938099		Fire:	FIRE DISTRICT 04	\$1.11959811	
Total:	\$9.74140101			EMS:			
				Port:			
				Park:			
TCA Value:	\$1,044,304,216			Library:	SNOISLE REGIONAL LIBRARY	\$0.31354388	
				Road:			
				School:	SNOHOMISH SCHOOL DIST NO 201		\$4.64696548
				Other:	SNOHOMISH LIBRARY CAP FAC AREA		\$0.07841483
				Other:	VALLEY GENERAL HOSPITAL	\$0.08797788	\$0.03891661
00736	\$4.92760269	\$0.71647436		City:	CITY OF SNOHOMISH	\$0.78062748	\$0.05932923
	\$4.82362616	\$1.90938099		Fire:	FIRE DISTRICT 04	\$1.11959811	
Total:	\$9.75122885			EMS:			
				Port:			
				Park:			
TCA Value:	\$21,755,397			Library:	SNOISLE REGIONAL LIBRARY	\$0.31354388	
				Road:			
				School:	SNOHOMISH SCHOOL DIST NO 201		\$4.64696548
				Other:	SNOHOMISH LIBRARY CAP FAC AREA		\$0.07841483
				Other:	VALLEY GENERAL HOSPITAL	\$0.08797788	\$0.03891661

CONSOLIDATED TAX CODE AREAS & RATES FOR TAX YEAR 2009

"TCA's" (Tax Code Areas) designate a unique set of taxing districts. They appear on tax statements. The first two columns list the Tax Code Area and regular, excess and total levy rates within that TCA. The columns to the right list levy types, taxing districts and levy rates. All rates are expressed in dollars per thousand dollars of assessed value. (Totals are accurate, but may not agree to sum of detail because of rounding.)

TCA	Regular Rate/ Excess Rate	County/State of Washington	Levy	District	Rates	
					Regular	Excess
00738	\$4.92760269 \$4.82362616	\$0.71647436 \$1.90938099	City: Fire: EMS: Port: Park: Library: Road: School: Other: Other:	CITY OF SNOHOMISH FIRE DISTRICT 04 SNOISLE REGIONAL LIBRARY SNOHOMISH SCHOOL DIST NO 201 SNOHOMISH LIBRARY CAP FAC AREA VALLEY GENERAL HOSPITAL	\$0.78062748 \$1.11959811 \$0.31354388 \$0.08797788	 \$4.64696548 \$0.07841483 \$0.03891661
Total:	\$9.75122885					
TCA Value:	\$114,167,819					
00739	\$4.92760269 \$4.87312756	\$0.71647436 \$1.90938099	City: Fire: EMS: Port: Park: Library: Road: School: Other: Other:	CITY OF SNOHOMISH FIRE DISTRICT 04 SNOISLE REGIONAL LIBRARY SNOHOMISH SCHOOL DIST NO 201 SNOHOMISH LIBRARY CAP FAC AREA VALLEY GENERAL HOSPITAL	\$0.78062748 \$1.11959811 \$0.31354388 \$0.08797788	 \$4.64696548 \$0.07841483 \$0.03891661
Total:	\$9.80073025					
TCA Value:	\$108,648,409					
00758	\$5.05755772 \$2.78551930	\$0.71647436 \$1.90938099	City: Fire: EMS: Port: Park: Library: Road: School:	CITY OF STANWOOD STANWOOD-CAMANO SCHOOL DIST NO 401	\$2.43170237	\$0.25992775
Total:	\$7.84307701					
TCA Value:	\$857,129,732					
00759	\$5.15072008 \$2.78551930	\$0.71647436 \$1.90938099	City: Fire: EMS: Port: Park: Library: Road: School: Other:	CITY OF STANWOOD STANWOOD-CAMANO SCHOOL DIST NO 401 NORTH COUNTY REGIONAL FIRE AUTHORITY	\$2.43170237	\$0.25992775
Total:	\$7.93623937					
TCA Value:	\$658,700				\$0.09316236	\$2.52559155

CONSOLIDATED TAX CODE AREAS & RATES FOR TAX YEAR 2009

"TCA's" (Tax Code Areas) designate a unique set of taxing districts. They appear on tax statements. The first two columns list the Tax Code Area and regular, excess and total levy rates within that TCA. The columns to the right list levy types, taxing districts and levy rates. All rates are expressed in dollars per thousand dollars of assessed value. (Totals are accurate, but may not agree to sum of detail because of rounding.)

TCA	Regular Rate/ Excess Rate		County/State of Washington	Levy	District	Rates		
	Regular	Excess						
00805	\$6.20736622	\$2.65574001	\$0.71647436	\$1.90938099	City: Fire: EMS: Port: Park: Library: Road: School: Other:	CITY OF SULTAN FIRE DISTRICT 05	\$1.39272534 \$1.78726377	\$0.06441914
Total:	\$8.86310623							
TCA Value:	\$477,593,091					SNOISLE REGIONAL LIBRARY	\$0.31354388	
						SULTAN SCHOOL DISTRICT NO 311		\$2.55240426
						VALLEY GENERAL HOSPITAL	\$0.08797788	\$0.03891661
00807	\$6.20736622	\$2.65574001	\$0.71647436	\$1.90938099	City: Fire: EMS: Port: Park: Library: Road: School: Other:	CITY OF SULTAN FIRE DISTRICT 05	\$1.39272534 \$1.78726377	\$0.06441914
Total:	\$8.86310623							
TCA Value:	\$0					SNOISLE REGIONAL LIBRARY	\$0.31354388	
						SULTAN SCHOOL DISTRICT NO 311		\$2.55240426
						VALLEY GENERAL HOSPITAL	\$0.08797788	\$0.03891661
00853	\$3.90129940	\$3.27361886	\$0.71647436	\$1.90938099	City: Fire: EMS: Port: Park: Library: Road: School: Other:	TOWN OF WOODWAY	\$1.11041194	
Total:	\$7.17491827					PORT OF EDMONDS	\$0.08699673	
TCA Value:	\$342,772					EDMONDS SCHOOL DISTRICT NO 15		\$3.18769274
						STEVENS MEMORIAL HOSPITAL	\$0.07803539	\$0.08592613
00855	\$3.90129940	\$3.27361886	\$0.71647436	\$1.90938099	City: Fire: EMS: Port: Park: Library: Road: School: Other:	TOWN OF WOODWAY	\$1.11041194	
Total:	\$7.17491827					PORT OF EDMONDS	\$0.08699673	
TCA Value:	\$610,076,471					EDMONDS SCHOOL DISTRICT NO 15		\$3.18769274
						STEVENS MEMORIAL HOSPITAL	\$0.07803539	\$0.08592613

CONSOLIDATED TAX CODE AREAS & RATES FOR TAX YEAR 2009

"TCA's" (Tax Code Areas) designate a unique set of taxing districts. They appear on tax statements. The first two columns list the Tax Code Area and regular, excess and total levy rates within that TCA. The columns to the right list levy types, taxing districts and levy rates. All rates are expressed in dollars per thousand dollars of assessed value. (Totals are accurate, but may not agree to sum of detail because of rounding.)

TCA	Regular Rate/ Excess Rate	County/State of Washington	Levy	District	Rates	
					Regular	Excess
00857	\$3.90129940 \$3.27361886	\$0.71647436 \$1.90938099	City: Fire: EMS: Port: Park: Library: Road: School: Other:	TOWN OF WOODWAY	\$1.11041194	
Total:	\$7.17491827			PORT OF EDMONDS	\$0.08699673	
TCA Value:	\$4,674,351			EDMONDS SCHOOL DISTRICT NO 15		\$3.18769274
				STEVENS MEMORIAL HOSPITAL	\$0.07803539	\$0.08592613
00902	\$4.35600125 \$3.64018000	\$0.71647436 \$1.90938099	City: Fire: EMS: Port: Park: Library: Road: School:	CITY OF BOTHELL	\$1.36896590	\$0.09028000
Total:	\$7.99618125			NORTHSHORE PARK AND RECREATION		\$0.01337000
TCA Value:	\$2,691,425,136			KING COUNTY LIBRARY	\$0.36118000	\$0.05618000
				NORTHSHORE SCHOOL DIST NO 417		\$3.48035000
00906	\$4.43403663 \$3.72610613	\$0.71647436 \$1.90938099	City: Fire: EMS: Port: Park: Library: Road: School: Other:	CITY OF BOTHELL	\$1.36896590	\$0.09028000
Total:	\$8.16014276			NORTHSHORE PARK AND RECREATION		\$0.01337000
TCA Value:	\$696,645,225			KING COUNTY LIBRARY	\$0.36118000	\$0.05618000
				NORTHSHORE SCHOOL DIST NO 417		\$3.48035000
				STEVENS MEMORIAL HOSPITAL	\$0.07803539	\$0.08592613
01060	\$5.34920800 \$4.01482862	\$0.71647436 \$1.90938099	City: Fire: EMS: Port: Park: Library: Road: School:	FIRE DISTRICT 17	\$1.28072090	
Total:	\$9.36403662			SNOISLE REGIONAL LIBRARY	\$0.31354388	
TCA Value:	\$56,979,046			SNOHOMISH COUNTY - ROAD	\$1.12908788	
				LAKE STEVENS SCHOOL DIST NO 4		\$4.01482862

CONSOLIDATED TAX CODE AREAS & RATES FOR TAX YEAR 2009

"TCA's" (Tax Code Areas) designate a unique set of taxing districts. They appear on tax statements. The first two columns list the Tax Code Area and regular, excess and total levy rates within that TCA. The columns to the right list levy types, taxing districts and levy rates. All rates are expressed in dollars per thousand dollars of assessed value. (Totals are accurate, but may not agree to sum of detail because of rounding.)

TCA	Regular Rate/ Excess Rate		County/State of Washington	Levy	District	Rates		
	Regular	Excess				Regular	Excess	
01070	\$5.15398521	\$4.01482862	\$0.71647436	\$1.90938099	City: Fire: EMS: Port: Park: Library: Road: School:	FIRE DISTRICT 22	\$1.08549811	
Total:	\$9.16881383							
TCA Value:	\$98,757,680					SNOISLE REGIONAL LIBRARY SNOHOMISH COUNTY - ROAD LAKE STEVENS SCHOOL DIST NO 4	\$0.31354388 \$1.12908788	\$4.01482862
01080	\$5.23102313	\$3.27349125	\$0.71647436	\$1.90938099	City: Fire: EMS: Port: Park: Library: Road: School:	FIRE DISTRICT 27 PORT OF EVERETT	\$0.89575837 \$0.26677766	
Total:	\$8.50451438							
TCA Value:	\$116,849,592					SNOISLE REGIONAL LIBRARY SNOHOMISH COUNTY - ROAD MUKILTEO SCHOOL DISTRICT NO 6	\$0.31354388 \$1.12908788	\$3.27349125
01103	\$4.06848710	\$3.39819343	\$0.71647436	\$1.90938099	City: Fire: EMS: Port: Park: Library: Road: School:			
Total:	\$7.46668053							
TCA Value:	\$357,900					SNOISLE REGIONAL LIBRARY SNOHOMISH COUNTY - ROAD ARLINGTON SCHOOL DIST NO 16	\$0.31354388 \$1.12908788	\$3.39819343
01105	\$4.33329351	\$4.05438893	\$0.71647436	\$1.90938099	City: Fire: EMS: Port: Park: Library: Road: School: Other:			
Total:	\$8.38768244							
TCA Value:	\$168,600					SNOISLE REGIONAL LIBRARY SNOHOMISH COUNTY - ROAD ARLINGTON SCHOOL DIST NO 16 CASCADE VALLEY HOSPITAL	\$0.31354388 \$1.12908788 \$0.26480641	\$3.39819343 \$0.65619550

CONSOLIDATED TAX CODE AREAS & RATES FOR TAX YEAR 2009

"TCA's" (Tax Code Areas) designate a unique set of taxing districts. They appear on tax statements. The first two columns list the Tax Code Area and regular, excess and total levy rates within that TCA. The columns to the right list levy types, taxing districts and levy rates. All rates are expressed in dollars per thousand dollars of assessed value. (Totals are accurate, but may not agree to sum of detail because of rounding.)

TCA	Regular Rate/ Excess Rate		County/State of Washington	Levy	District	Rates	
	Regular	Excess				Regular	Excess
01110	\$5.66084202	\$3.39819343	\$0.71647436	City:	FIRE DISTRICT 12	\$1.59235491	
			\$1.90938099	Fire:			
				EMS:			
Total:	\$9.05903545			Port:			
				Park:			
CA Value:	\$1,578,227			Library:	SNOISLE REGIONAL LIBRARY	\$0.31354388	
				Road:	SNOHOMISH COUNTY - ROAD	\$1.12908788	
				School:	ARLINGTON SCHOOL DIST NO 16		\$3.39819343
01118	\$5.91241937	\$3.39819343	\$0.71647436	City:	FIRE DISTRICT 14 (NORTH COUNTY FIRE)	\$0.34395970	
			\$1.90938099	Fire:			
				EMS:			
Total:	\$9.31061280			Port:			
				Park:			
TCA Value:	\$2,677,951			Library:	SNOISLE REGIONAL LIBRARY	\$0.31354388	
				Road:	SNOHOMISH COUNTY - ROAD	\$1.12908788	
				School:	ARLINGTON SCHOOL DIST NO 16		\$3.39819343
				Other:	NORTH COUNTY REGIONAL FIRE AUTHORITY	\$1.49997257	
01119	\$5.91241937	\$3.39819343	\$0.71647436	City:	FIRE DISTRICT 14 (NORTH COUNTY FIRE)	\$0.34395970	
			\$1.90938099	Fire:			
				EMS:			
Total:	\$9.31061280			Port:			
				Park:			
TCA Value:	\$18,140,820			Library:	SNOISLE REGIONAL LIBRARY	\$0.31354388	
				Road:	SNOHOMISH COUNTY - ROAD	\$1.12908788	
				School:	ARLINGTON SCHOOL DIST NO 16		\$3.39819343
				Other:	NORTH COUNTY REGIONAL FIRE AUTHORITY	\$1.49997257	
01128	\$5.34920800	\$3.39819343	\$0.71647436	City:	FIRE DISTRICT 17	\$1.28072090	
			\$1.90938099	Fire:			
				EMS:			
Total:	\$8.74740143			Port:			
				Park:			
TCA Value:	\$249,900			Library:	SNOISLE REGIONAL LIBRARY	\$0.31354388	
				Road:	SNOHOMISH COUNTY - ROAD	\$1.12908788	
				School:	ARLINGTON SCHOOL DIST NO 16		\$3.39819343

CONSOLIDATED TAX CODE AREAS & RATES FOR TAX YEAR 2009

"TCA's" (Tax Code Areas) designate a unique set of taxing districts. They appear on tax statements. The first two columns list the Tax Code Area and regular, excess and total levy rates within that TCA. The columns to the right list levy types, taxing districts and levy rates. All rates are expressed in dollars per thousand dollars of assessed value. (Totals are accurate, but may not agree to sum of detail because of rounding.)

TCA	Regular Rate/ Excess Rate	County/State of Washington	Levy	District	Rates	
					Regular	Excess
01137	\$6.19975774 \$4.05438893	\$0.71647436 \$1.90938099	City: Fire: EMS: Port: Park:	FIRE DISTRICT 18	\$0.36649167	
Total:	\$10.25414667		Library: Road: School: Other: Other:	SNOISLE REGIONAL LIBRARY SNOHOMISH COUNTY - ROAD ARLINGTON SCHOOL DIST NO 16 CASCADE VALLEY HOSPITAL NORTH COUNTY REGIONAL FIRE AUTHORITY	\$0.31354388 \$1.12908788 \$0.26480641 \$1.49997257	\$3.39819343 \$0.65619550
TCA Value:	\$726,918,485					
01138	\$5.53099415 \$3.86276468	\$0.71647436 \$1.90938099	City: Fire: EMS: Port: Park:	FIRE DISTRICT 19	\$1.46250704	\$0.46457125
Total:	\$9.39375883		Library: Road: School:	SNOISLE REGIONAL LIBRARY SNOHOMISH COUNTY - ROAD ARLINGTON SCHOOL DIST NO 16	\$0.31354388 \$1.12908788	\$3.39819343
TCA Value:	\$27,428,569					
01139	\$5.53099415 \$3.86276468	\$0.71647436 \$1.90938099	City: Fire: EMS: Port: Park:	FIRE DISTRICT 19	\$1.46250704	\$0.46457125
Total:	\$9.39375883		Library: Road: School:	SNOISLE REGIONAL LIBRARY SNOHOMISH COUNTY - ROAD ARLINGTON SCHOOL DIST NO 16	\$0.31354388 \$1.12908788	\$3.39819343
TCA Value:	\$17,689,191					
01141	\$5.79580055 \$4.51896018	\$0.71647436 \$1.90938099	City: Fire: EMS: Port: Park:	FIRE DISTRICT 19	\$1.46250704	\$0.46457125
Total:	\$10.31476073		Library: Road: School: Other:	SNOISLE REGIONAL LIBRARY SNOHOMISH COUNTY - ROAD ARLINGTON SCHOOL DIST NO 16 CASCADE VALLEY HOSPITAL	\$0.31354388 \$1.12908788 \$0.26480641	\$3.39819343 \$0.65619550
TCA Value:	\$125,640,973					

CONSOLIDATED TAX CODE AREAS & RATES FOR TAX YEAR 2009

"TCA's" (Tax Code Areas) designate a unique set of taxing districts. They appear on tax statements. The first two columns list the Tax Code Area and regular, excess and total levy rates within that TCA. The columns to the right list levy types, taxing districts and levy rates. All rates are expressed in dollars per thousand dollars of assessed value. (Totals are accurate, but may not agree to sum of detail because of rounding.)

TCA	Regular Rate/ Excess Rate		County/State of Washington	Levy	District	Rates	
	Regular	Excess				Regular	Excess
01142	\$5.79580055	\$4.51896018	\$0.71647436	City: Fire: EMS: Port: Park:	FIRE DISTRICT 19	\$1.46250704	\$0.46457125
			\$1.90938099	Library: Road: School: Other:			
Total:	\$10.31476073						
TCA Value:	\$23,694,451				SNOISLE REGIONAL LIBRARY	\$0.31354388	
					SNOHOMISH COUNTY - ROAD	\$1.12908788	
					ARLINGTON SCHOOL DIST NO 16		\$3.39819343
					CASCADE VALLEY HOSPITAL	\$0.26480641	\$0.65619550
01143	\$5.79580055	\$4.51896018	\$0.71647436	City: Fire: EMS: Port: Park:	FIRE DISTRICT 19	\$1.46250704	\$0.46457125
			\$1.90938099	Library: Road: School: Other:			
Total:	\$10.31476073						
TCA Value:	\$30,548,657				SNOISLE REGIONAL LIBRARY	\$0.31354388	
					SNOHOMISH COUNTY - ROAD	\$1.12908788	
					ARLINGTON SCHOOL DIST NO 16		\$3.39819343
					CASCADE VALLEY HOSPITAL	\$0.26480641	\$0.65619550
01144	\$5.53099415	\$3.86276468	\$0.71647436	City: Fire: EMS: Port: Park:	FIRE DISTRICT 19	\$1.46250704	\$0.46457125
			\$1.90938099	Library: Road: School:			
Total:	\$9.39375883						
TCA Value:	\$200,072				SNOISLE REGIONAL LIBRARY	\$0.31354388	
					SNOHOMISH COUNTY - ROAD	\$1.12908788	
					ARLINGTON SCHOOL DIST NO 16		\$3.39819343
01149	\$4.90860017	\$3.39819343	\$0.71647436	City: Fire: EMS: Port: Park:	FIRE DISTRICT 21	\$0.84011306	
			\$1.90938099	Library: Road: School:			
Total:	\$8.30679360						
TCA Value:	\$7,186,973				SNOISLE REGIONAL LIBRARY	\$0.31354388	
					SNOHOMISH COUNTY - ROAD	\$1.12908788	
					ARLINGTON SCHOOL DIST NO 16		\$3.39819343

CONSOLIDATED TAX CODE AREAS & RATES FOR TAX YEAR 2009

"TCA's" (Tax Code Areas) designate a unique set of taxing districts. They appear on tax statements. The first two columns list the Tax Code Area and regular, excess and total levy rates within that TCA. The columns to the right list levy types, taxing districts and levy rates. All rates are expressed in dollars per thousand dollars of assessed value. (Totals are accurate, but may not agree to sum of detail because of rounding.)

TCA	Regular Rate/ Excess Rate		County/State of Washington	Levy	District	Rates	
	Regular	Excess					
01150	\$4.90860017	\$3.39819343	\$0.71647436	City:	FIRE DISTRICT 21	\$0.84011306	
			\$1.90938099	Fire:			
				EMS:			
Total:	\$8.30679360			Port:			
				Park:			
				Library:	SNOISLE REGIONAL LIBRARY	\$0.31354388	
TCA Value:	\$82,382,338			Road:	SNOHOMISH COUNTY - ROAD	\$1.12908788	
				School:	ARLINGTON SCHOOL DIST NO 16		\$3.39819343
<hr/>							
01151	\$5.17340657	\$4.05438893	\$0.71647436	City:	FIRE DISTRICT 21	\$0.84011306	
			\$1.90938099	Fire:			
				EMS:			
Total:	\$9.22779550			Port:			
				Park:			
				Library:	SNOISLE REGIONAL LIBRARY	\$0.31354388	
TCA Value:	\$775,861,515			Road:	SNOHOMISH COUNTY - ROAD	\$1.12908788	
				School:	ARLINGTON SCHOOL DIST NO 16		\$3.39819343
				Other:	CASCADE VALLEY HOSPITAL	\$0.26480641	\$0.65619550
<hr/>							
01152	\$5.17340657	\$4.05438893	\$0.71647436	City:	FIRE DISTRICT 21	\$0.84011306	
			\$1.90938099	Fire:			
				EMS:			
Total:	\$9.22779550			Port:			
				Park:			
				Library:	SNOISLE REGIONAL LIBRARY	\$0.31354388	
TCA Value:	\$94,574,488			Road:	SNOHOMISH COUNTY - ROAD	\$1.12908788	
				School:	ARLINGTON SCHOOL DIST NO 16		\$3.39819343
				Other:	CASCADE VALLEY HOSPITAL	\$0.26480641	\$0.65619550
<hr/>							
01155	\$5.15398521	\$3.39819343	\$0.71647436	City:	FIRE DISTRICT 22	\$1.08549811	
			\$1.90938099	Fire:			
				EMS:			
Total:	\$8.55217864			Port:			
				Park:			
				Library:	SNOISLE REGIONAL LIBRARY	\$0.31354388	
TCA Value:	\$159,682,444			Road:	SNOHOMISH COUNTY - ROAD	\$1.12908788	
				School:	ARLINGTON SCHOOL DIST NO 16		\$3.39819343

CONSOLIDATED TAX CODE AREAS & RATES FOR TAX YEAR 2009

"TCA's" (Tax Code Areas) designate a unique set of taxing districts. They appear on tax statements. The first two columns list the Tax Code Area and regular, excess and total levy rates within that TCA. The columns to the right list levy types, taxing districts and levy rates. All rates are expressed in dollars per thousand dollars of assessed value. (Totals are accurate, but may not agree to sum of detail because of rounding.)

TCA	Regular Rate/ Excess Rate	County/State of Washington	Levy	District	Rates	
					Regular	Excess
01160	\$5.24626749 \$4.05438893	\$0.71647436 \$1.90938099	City: Fire: EMS: Port: Park:	FIRE DISTRICT 25	\$0.91297398	
Total:	\$9.30065642		Library: Road: School: Other:	SNOISLE REGIONAL LIBRARY SNOHOMISH COUNTY - ROAD ARLINGTON SCHOOL DIST NO 16 CASCADE VALLEY HOSPITAL	\$0.31354388 \$1.12908788 \$0.26480641	\$3.39819343 \$0.65619550
TCA Value:	\$116,832,849					
01201	\$4.06848710 \$4.53261706	\$0.71647436 \$1.90938099	City: Fire: EMS: Port: Park:			
Total:	\$8.60110417		Library: Road: School:	SNOISLE REGIONAL LIBRARY SNOHOMISH COUNTY - ROAD MARYSVILLE SCHOOL DIST NO 25	\$0.31354388 \$1.12908788	\$4.53261706
TCA Value:	\$13,356,506					
01209	\$4.33526476 \$4.53261706	\$0.71647436 \$1.90938099	City: Fire: EMS: Port: Park:	PORT OF EVERETT	\$0.26677766	
Total:	\$8.86788182		Library: Road: School:	SNOISLE REGIONAL LIBRARY SNOHOMISH COUNTY - ROAD MARYSVILLE SCHOOL DIST NO 25	\$0.31354388 \$1.12908788	\$4.53261706
TCA Value:	\$898,343					
01212	\$5.88159513 \$4.53261706	\$0.71647436 \$1.90938099	City: Fire: EMS: Port: Park:	FIRE DISTRICT 08 LAKE STEVENS PORT OF EVERETT	\$1.54633037 \$0.26677766	
Total:	\$10.41421219		Library: Road: School:	SNOISLE REGIONAL LIBRARY SNOHOMISH COUNTY - ROAD MARYSVILLE SCHOOL DIST NO 25	\$0.31354388 \$1.12908788	\$4.53261706
TCA Value:	\$227,400					

CONSOLIDATED TAX CODE AREAS & RATES FOR TAX YEAR 2009

"TCA's" (Tax Code Areas) designate a unique set of taxing districts. They appear on tax statements. The first two columns list the Tax Code Area and regular, excess and total levy rates within that TCA. The columns to the right list levy types, taxing districts and levy rates. All rates are expressed in dollars per thousand dollars of assessed value. (Totals are accurate, but may not agree to sum of detail because of rounding.)

TCA	Regular Rate/ Excess Rate	County/State of Washington	Levy	District	Rates	
					Regular	Excess
01218	\$5.92761967 \$4.53261706	\$0.71647436 \$1.90938099	City: Fire: EMS: Port: Park: Library: Road: School:	FIRE DISTRICT 12 PORT OF EVERETT SNOISLE REGIONAL LIBRARY SNOHOMISH COUNTY - ROAD MARYSVILLE SCHOOL DIST NO 25	\$1.59235491 \$0.26677766 \$0.31354388 \$1.12908788	 \$4.53261706
Total:	\$10.46023674					
TCA Value:	\$93,510,129					
01227	\$5.48741654 \$4.53261706	\$0.71647436 \$1.90938099	City: Fire: EMS: Port: Park: Library: Road: School:	FIRE DISTRICT 15 PORT OF EVERETT SNOISLE REGIONAL LIBRARY SNOHOMISH COUNTY - ROAD MARYSVILLE SCHOOL DIST NO 25	\$1.15215178 \$0.26677766 \$0.31354388 \$1.12908788	 \$4.53261706
Total:	\$10.02003360					
TCA Value:	\$19,325,273					
01235	\$5.66084202 \$4.53261706	\$0.71647436 \$1.90938099	City: Fire: EMS: Port: Park: Library: Road: School:	FIRE DISTRICT 12 PORT OF EVERETT SNOISLE REGIONAL LIBRARY SNOHOMISH COUNTY - ROAD MARYSVILLE SCHOOL DIST NO 25	\$1.59235491 \$0.31354388 \$1.12908788	 \$4.53261706
Total:	\$10.19345908					
TCA Value:	\$2,369,585,207					
01269	\$5.22063888 \$4.53261706	\$0.71647436 \$1.90938099	City: Fire: EMS: Port: Park: Library: Road: School:	FIRE DISTRICT 15 PORT OF EVERETT SNOISLE REGIONAL LIBRARY SNOHOMISH COUNTY - ROAD MARYSVILLE SCHOOL DIST NO 25	\$1.15215178 \$0.31354388 \$1.12908788	 \$4.53261706
Total:	\$9.75325595					
TCA Value:	\$436,563,414					

CONSOLIDATED TAX CODE AREAS & RATES FOR TAX YEAR 2009

"TCA's" (Tax Code Areas) designate a unique set of taxing districts. They appear on tax statements. The first two columns list the Tax Code Area and regular, excess and total levy rates within that TCA. The columns to the right list levy types, taxing districts and levy rates. All rates are expressed in dollars per thousand dollars of assessed value. (Totals are accurate, but may not agree to sum of detail because of rounding.)

TCA	Regular Rate/ Excess Rate	County/State of Washington	Levy	District	Rates	
					Regular	Excess
01276	\$5.34920800 \$4.53261706	\$0.71647436 \$1.90938099	City: Fire: EMS: Port: Park:	FIRE DISTRICT 17	\$1.28072090	
Total:	\$9.88182507		Library: Road: School:	SNOISLE REGIONAL LIBRARY SNOHOMISH COUNTY - ROAD MARYSVILLE SCHOOL DIST NO 25	\$0.31354388 \$1.12908788	\$4.53261706
TCA Value:	\$23,296,123					
01280	\$5.66084202 \$4.53261706	\$0.71647436 \$1.90938099	City: Fire: EMS: Port: Park:	FIRE DISTRICT 12	\$1.59235491	
Total:	\$10.19345908		Library: Road: School:	SNOISLE REGIONAL LIBRARY SNOHOMISH COUNTY - ROAD MARYSVILLE SCHOOL DIST NO 25	\$0.31354388 \$1.12908788	\$4.53261706
TCA Value:	\$185,499,541					
01285	\$4.90860017 \$4.53261706	\$0.71647436 \$1.90938099	City: Fire: EMS: Port: Park:	FIRE DISTRICT 21	\$0.84011306	
Total:	\$9.44121723		Library: Road: School:	SNOISLE REGIONAL LIBRARY SNOHOMISH COUNTY - ROAD MARYSVILLE SCHOOL DIST NO 25	\$0.31354388 \$1.12908788	\$4.53261706
TCA Value:	\$2,611,899					
01286	\$5.17340657 \$5.18881256	\$0.71647436 \$1.90938099	City: Fire: EMS: Port: Park:	FIRE DISTRICT 21	\$0.84011306	
Total:	\$10.36221914		Library: Road: School: Other:	SNOISLE REGIONAL LIBRARY SNOHOMISH COUNTY - ROAD MARYSVILLE SCHOOL DIST NO 25 CASCADE VALLEY HOSPITAL	\$0.31354388 \$1.12908788 \$0.26480641	\$4.53261706 \$0.65619550
TCA Value:	\$30,867,050					

CONSOLIDATED TAX CODE AREAS & RATES FOR TAX YEAR 2009

"TCA's" (Tax Code Areas) designate a unique set of taxing districts. They appear on tax statements. The first two columns list the Tax Code Area and regular, excess and total levy rates within that TCA. The columns to the right list levy types, taxing districts and levy rates. All rates are expressed in dollars per thousand dollars of assessed value. (Totals are accurate, but may not agree to sum of detail because of rounding.)

TCA	Regular Rate/ Excess Rate	County/State of Washington	Levy	District	Rates	
					Regular	Excess
01288	\$5.15398521 \$4.53261706	\$0.71647436 \$1.90938099	City: Fire: EMS: Port: Park:	FIRE DISTRICT 22	\$1.08549811	
Total:	\$9.68660227		Library: Road: School:	SNOISLE REGIONAL LIBRARY SNOHOMISH COUNTY - ROAD MARYSVILLE SCHOOL DIST NO 25	\$0.31354388 \$1.12908788	\$4.53261706
TCA Value:	\$375,478,299					
01300	\$4.06848710 \$2.55240426	\$0.71647436 \$1.90938099	City: Fire: EMS: Port: Park:	FIRE DISTRICT 22	\$1.08549811	
Total:	\$6.62089137		Library: Road: School:	SNOISLE REGIONAL LIBRARY SNOHOMISH COUNTY - ROAD SULTAN SCHOOL DISTRICT NO 311	\$0.31354388 \$1.12908788	\$2.55240426
TCA Value:	\$55,500					
01356	\$5.66084202 \$3.71646307	\$0.71647436 \$1.90938099	City: Fire: EMS: Port: Park:	FIRE DISTRICT 12	\$1.59235491	
Total:	\$9.37730509		Library: Road: School:	SNOISLE REGIONAL LIBRARY SNOHOMISH COUNTY - ROAD LAKEWOOD SCHOOL DIST NO 306	\$0.31354388 \$1.12908788	\$3.71646307
TCA Value:	\$194,102,496					
01364	\$5.53099415 \$4.18103432	\$0.71647436 \$1.90938099	City: Fire: EMS: Port: Park:	FIRE DISTRICT 19	\$1.46250704	\$0.46457125
Total:	\$9.71202847		Library: Road: School:	SNOISLE REGIONAL LIBRARY SNOHOMISH COUNTY - ROAD LAKEWOOD SCHOOL DIST NO 306	\$0.31354388 \$1.12908788	\$3.71646307
TCA Value:	\$34,079,299					

CONSOLIDATED TAX CODE AREAS & RATES FOR TAX YEAR 2009

"TCA's" (Tax Code Areas) designate a unique set of taxing districts. They appear on tax statements. The first two columns list the Tax Code Area and regular, excess and total levy rates within that TCA. The columns to the right list levy types, taxing districts and levy rates. All rates are expressed in dollars per thousand dollars of assessed value. (Totals are accurate, but may not agree to sum of detail because of rounding.)

TCA	Regular Rate/ Excess Rate		County/State of Washington	Levy	District	Rates	
	Regular	Excess					
01366	\$5.53099415	\$4.18103432	\$0.71647436	City: Fire: EMS: Port: Park:	FIRE DISTRICT 19	\$1.46250704	\$0.46457125
Total:	\$9.71202847		\$1.90938099	Library: Road: School:			
TCA Value:	\$14,471,905				SNOISLE REGIONAL LIBRARY	\$0.31354388	
					SNOHOMISH COUNTY - ROAD	\$1.12908788	
					LAKEWOOD SCHOOL DIST NO 306		\$3.71646307
01368	\$5.79580055	\$4.83722982	\$0.71647436	City: Fire: EMS: Port: Park:	FIRE DISTRICT 19	\$1.46250704	\$0.46457125
Total:	\$10.63303037		\$1.90938099	Library: Road: School: Other:			
TCA Value:	\$29,005,983				SNOISLE REGIONAL LIBRARY	\$0.31354388	
					SNOHOMISH COUNTY - ROAD	\$1.12908788	
					LAKEWOOD SCHOOL DIST NO 306		\$3.71646307
					CASCADE VALLEY HOSPITAL	\$0.26480641	\$0.65619550
01370	\$5.79580055	\$4.83722982	\$0.71647436	City: Fire: EMS: Port: Park:	FIRE DISTRICT 19	\$1.46250704	\$0.46457125
Total:	\$10.63303037		\$1.90938099	Library: Road: School: Other:			
TCA Value:	\$64,166,159				SNOISLE REGIONAL LIBRARY	\$0.31354388	
					SNOHOMISH COUNTY - ROAD	\$1.12908788	
					LAKEWOOD SCHOOL DIST NO 306		\$3.71646307
					CASCADE VALLEY HOSPITAL	\$0.26480641	\$0.65619550
01376	\$5.66084202	\$3.71646307	\$0.71647436	City: Fire: EMS: Port: Park:	FIRE DISTRICT 12	\$1.59235491	
Total:	\$9.37730509		\$1.90938099	Library: Road: School:			
TCA Value:	\$968,001,048				SNOISLE REGIONAL LIBRARY	\$0.31354388	
					SNOHOMISH COUNTY - ROAD	\$1.12908788	
					LAKEWOOD SCHOOL DIST NO 306		\$3.71646307

CONSOLIDATED TAX CODE AREAS & RATES FOR TAX YEAR 2009

"TCA's" (Tax Code Areas) designate a unique set of taxing districts. They appear on tax statements. The first two columns list the Tax Code Area and regular, excess and total levy rates within that TCA. The columns to the right list levy types, taxing districts and levy rates. All rates are expressed in dollars per thousand dollars of assessed value. (Totals are accurate, but may not agree to sum of detail because of rounding.)

TCA	Regular Rate/ Excess Rate		County/State of Washington	Levy	District	Rates	
	Regular	Excess					
01400	\$4.06848710	\$3.34144527	\$0.71647436	\$1.90938099	City: Fire: EMS: Port: Park: Library: Road: School:		
Total:	\$7.40993238						
TCA Value:	\$1,720,200				SNOISLE REGIONAL LIBRARY SNOHOMISH COUNTY - ROAD DARRINGTON SCHOOL DIST NO 330	\$0.31354388 \$1.12908788	\$3.34144527
01410	\$4.33329351	\$3.99764077	\$0.71647436	\$1.90938099	City: Fire: EMS: Port: Park: Library: Road: School: Other:		
Total:	\$8.33093428						
TCA Value:	\$6,082,487				SNOISLE REGIONAL LIBRARY SNOHOMISH COUNTY - ROAD DARRINGTON SCHOOL DIST NO 330 CASCADE VALLEY HOSPITAL	\$0.31354388 \$1.12908788 \$0.26480641	\$3.34144527 \$0.65619550
01415	\$5.09768830	\$3.99764077	\$0.71647436	\$1.90938099	City: Fire: EMS: Port: Park: Library: Road: School: Other:		
Total:	\$9.09532907				FIRE DISTRICT 24	\$0.76439479	
TCA Value:	\$177,496,511				SNOISLE REGIONAL LIBRARY SNOHOMISH COUNTY - ROAD DARRINGTON SCHOOL DIST NO 330 CASCADE VALLEY HOSPITAL	\$0.31354388 \$1.12908788 \$0.26480641	\$3.34144527 \$0.65619550
01420	\$5.24626749	\$3.99764077	\$0.71647436	\$1.90938099	City: Fire: EMS: Port: Park: Library: Road: School: Other:		
Total:	\$9.24390827				FIRE DISTRICT 25	\$0.91297398	
TCA Value:	\$7,621,150				SNOISLE REGIONAL LIBRARY SNOHOMISH COUNTY - ROAD DARRINGTON SCHOOL DIST NO 330 CASCADE VALLEY HOSPITAL	\$0.31354388 \$1.12908788 \$0.26480641	\$3.34144527 \$0.65619550

CONSOLIDATED TAX CODE AREAS & RATES FOR TAX YEAR 2009

"TCA's" (Tax Code Areas) designate a unique set of taxing districts. They appear on tax statements. The first two columns list the Tax Code Area and regular, excess and total levy rates within that TCA. The columns to the right list levy types, taxing districts and levy rates. All rates are expressed in dollars per thousand dollars of assessed value. (Totals are accurate, but may not agree to sum of detail because of rounding.)

TCA	Regular Rate/ Excess Rate		County/State of Washington	Levy	District	Rates		
	Regular	Excess						
01510	\$4.06848710 \$4.27778027	\$0.71647436 \$1.90938099		City: Fire: EMS: Port: Park: Library: Road: School: Other:				
Total:	\$8.34626737							
TCA Value:	\$12,694,310				SNOISLE REGIONAL LIBRARY SNOHOMISH COUNTY - ROAD GRANITE FALLS SCHOOL DIST 332 GRANITE FALLS LIB CAP FAC AREA	\$0.31354388 \$1.12908788		\$4.20074252 \$0.07703775
01512	\$5.61481747 \$4.27778027	\$0.71647436 \$1.90938099		City: Fire: EMS: Port: Park: Library: Road: School: Other:	FIRE DISTRICT 08 LAKE STEVENS	\$1.54633037		
Total:	\$9.89259774							
TCA Value:	\$20,420,211				SNOISLE REGIONAL LIBRARY SNOHOMISH COUNTY - ROAD GRANITE FALLS SCHOOL DIST 332 GRANITE FALLS LIB CAP FAC AREA	\$0.31354388 \$1.12908788		\$4.20074252 \$0.07703775
01515	\$4.33329351 \$4.93397577	\$0.71647436 \$1.90938099		City: Fire: EMS: Port: Park: Library: Road: School: Other: Other:				
Total:	\$9.26726928							
TCA Value:	\$0				SNOISLE REGIONAL LIBRARY SNOHOMISH COUNTY - ROAD GRANITE FALLS SCHOOL DIST 332 CASCADE VALLEY HOSPITAL GRANITE FALLS LIB CAP FAC AREA	\$0.31354388 \$1.12908788 \$0.26480641		\$4.20074252 \$0.65619550 \$0.07703775
01520	\$5.34920800 \$4.27778027	\$0.71647436 \$1.90938099		City: Fire: EMS: Port: Park: Library: Road: School: Other:	FIRE DISTRICT 17	\$1.28072090		
Total:	\$9.62698827							
TCA Value:	\$930,463,691				SNOISLE REGIONAL LIBRARY SNOHOMISH COUNTY - ROAD GRANITE FALLS SCHOOL DIST 332 GRANITE FALLS LIB CAP FAC AREA	\$0.31354388 \$1.12908788		\$4.20074252 \$0.07703775

CONSOLIDATED TAX CODE AREAS & RATES FOR TAX YEAR 2009

"TCA's" (Tax Code Areas) designate a unique set of taxing districts. They appear on tax statements. The first two columns list the Tax Code Area and regular, excess and total levy rates within that TCA. The columns to the right list levy types, taxing districts and levy rates. All rates are expressed in dollars per thousand dollars of assessed value. (Totals are accurate, but may not agree to sum of detail because of rounding.)

TCA	Regular Rate/ Excess Rate		County/State of Washington	Levy	District	Rates	
	Regular	Excess				Regular	Excess
01530	\$4.90860017	\$4.27778027	\$0.71647436		City: Fire: EMS: Port: Park: Library: Road: School: Other:		
			\$1.90938099		FIRE DISTRICT 21	\$0.84011306	
Total:	\$9.18638044						
TCA Value:	\$55,169,472				SNOISLE REGIONAL LIBRARY	\$0.31354388	
					SNOHOMISH COUNTY - ROAD	\$1.12908788	
					GRANITE FALLS SCHOOL DIST 332		\$4.20074252
					GRANITE FALLS LIB CAP FAC AREA		\$0.07703775
01540	\$5.15398521	\$4.27778027	\$0.71647436		City: Fire: EMS: Port: Park: Library: Road: School: Other:		
			\$1.90938099		FIRE DISTRICT 22	\$1.08549811	
Total:	\$9.43176548						
TCA Value:	\$43,853,431				SNOISLE REGIONAL LIBRARY	\$0.31354388	
					SNOHOMISH COUNTY - ROAD	\$1.12908788	
					GRANITE FALLS SCHOOL DIST 332		\$4.20074252
					GRANITE FALLS LIB CAP FAC AREA		\$0.07703775
01550	\$4.92974479	\$4.27778027	\$0.71647436		City: Fire: EMS: Port: Park: Library: Road: School: Other:		
			\$1.90938099		FIRE DISTRICT 23	\$0.86125769	
Total:	\$9.20752506						
TCA Value:	\$46,711,217				SNOISLE REGIONAL LIBRARY	\$0.31354388	
					SNOHOMISH COUNTY - ROAD	\$1.12908788	
					GRANITE FALLS SCHOOL DIST 332		\$4.20074252
					GRANITE FALLS LIB CAP FAC AREA		\$0.07703775
01637	\$5.91241937	\$2.52559155	\$0.71647436		City: Fire: EMS: Port: Park: Library: Road: School: Other:		
			\$1.90938099		FIRE DISTRICT 14 (NORTH COUNTY FIRE)	\$0.34395970	
Total:	\$8.43801092						
TCA Value:	\$1,471,020,857				SNOISLE REGIONAL LIBRARY	\$0.31354388	
					SNOHOMISH COUNTY - ROAD	\$1.12908788	
					STANWOOD-CAMANO SCHOOL DIST NO 401		\$2.52559155
					NORTH COUNTY REGIONAL FIRE AUTHORITY	\$1.49997257	

CONSOLIDATED TAX CODE AREAS & RATES FOR TAX YEAR 2009

"TCA's" (Tax Code Areas) designate a unique set of taxing districts. They appear on tax statements. The first two columns list the Tax Code Area and regular, excess and total levy rates within that TCA. The columns to the right list levy types, taxing districts and levy rates. All rates are expressed in dollars per thousand dollars of assessed value. (Totals are accurate, but may not agree to sum of detail because of rounding.)

TCA	Regular Rate/ Excess Rate	County/State of Washington	Levy	District	Rates	
					Regular	Excess
01643	\$5.93495134 \$2.52559155	\$0.71647436 \$1.90938099	City: Fire: EMS: Port: Park:	FIRE DISTRICT 18	\$0.36649167	
Total:	\$8.46054288		Library: Road: School: Other:	SNOISLE REGIONAL LIBRARY SNOHOMISH COUNTY - ROAD STANWOOD-CAMANO SCHOOL DIST NO 401 NORTH COUNTY REGIONAL FIRE AUTHORITY	\$0.31354388 \$1.12908788 \$1.49997257	\$2.52559155
TCA Value:	\$18,670,270					
01658	\$5.53099415 \$2.99016280	\$0.71647436 \$1.90938099	City: Fire: EMS: Port: Park:	FIRE DISTRICT 19	\$1.46250704	\$0.46457125
Total:	\$8.52115694		Library: Road: School:	SNOISLE REGIONAL LIBRARY SNOHOMISH COUNTY - ROAD STANWOOD-CAMANO SCHOOL DIST NO 401	\$0.31354388 \$1.12908788	\$2.52559155
TCA Value:	\$126,087,274					
01660	\$5.53099415 \$2.99016280	\$0.71647436 \$1.90938099	City: Fire: EMS: Port: Park:	FIRE DISTRICT 19	\$1.46250704	\$0.46457125
Total:	\$8.52115694		Library: Road: School:	SNOISLE REGIONAL LIBRARY SNOHOMISH COUNTY - ROAD STANWOOD-CAMANO SCHOOL DIST NO 401	\$0.31354388 \$1.12908788	\$2.52559155
TCA Value:	\$3,953,819					
01662	\$5.79580055 \$3.64635830	\$0.71647436 \$1.90938099	City: Fire: EMS: Port: Park:	FIRE DISTRICT 19	\$1.46250704	\$0.46457125
Total:	\$9.44215885		Library: Road: School: Other:	SNOISLE REGIONAL LIBRARY SNOHOMISH COUNTY - ROAD STANWOOD-CAMANO SCHOOL DIST NO 401 CASCADE VALLEY HOSPITAL	\$0.31354388 \$1.12908788 \$0.26480641	\$2.52559155 \$0.65619550
TCA Value:	\$18,782,590					

CONSOLIDATED TAX CODE AREAS & RATES FOR TAX YEAR 2009

"TCA's" (Tax Code Areas) designate a unique set of taxing districts. They appear on tax statements. The first two columns list the Tax Code Area and regular, excess and total levy rates within that TCA. The columns to the right list levy types, taxing districts and levy rates. All rates are expressed in dollars per thousand dollars of assessed value. (Totals are accurate, but may not agree to sum of detail because of rounding.)

TCA	Regular Rate/ Excess Rate		County/State of Washington	Levy	District	Rates		
	Regular	Excess						
01678	\$5.66084202	\$2.52559155	\$0.71647436	\$1.90938099	City: Fire: EMS: Port: Park: Library: Road: School:	FIRE DISTRICT 12	\$1.59235491	
Total:	\$8.18643356							
TCA Value:	\$50,431,613					SNOISLE REGIONAL LIBRARY SNOHOMISH COUNTY - ROAD STANWOOD-CAMANO SCHOOL DIST NO 401	\$0.31354388 \$1.12908788	\$2.52559155
02213	\$4.33526476	\$3.27349125	\$0.71647436	\$1.90938099	City: Fire: EMS: Port: Park: Library: Road: School:	PORT OF EVERETT	\$0.26677766	
Total:	\$7.60875601							
TCA Value:	\$43,321,520					SNOISLE REGIONAL LIBRARY SNOHOMISH COUNTY - ROAD MUKILTEO SCHOOL DISTRICT NO 6	\$0.31354388 \$1.12908788	\$3.27349125
02220	\$6.33526476	\$3.41854352	\$0.71647436	\$1.90938099	City: Fire: EMS: Port: Park: Library: Road: School:	FIRE DISTRICT 01	\$2.00000000	\$0.14505227
Total:	\$9.75380828					PORT OF EVERETT	\$0.26677766	
TCA Value:	\$78,570,662					SNOISLE REGIONAL LIBRARY SNOHOMISH COUNTY - ROAD MUKILTEO SCHOOL DISTRICT NO 6	\$0.31354388 \$1.12908788	\$3.27349125
02270	\$4.06848710	\$3.27349125	\$0.71647436	\$1.90938099	City: Fire: EMS: Port: Park: Library: Road: School:			
Total:	\$7.34197836							
TCA Value:	\$19,681,142					SNOISLE REGIONAL LIBRARY SNOHOMISH COUNTY - ROAD MUKILTEO SCHOOL DISTRICT NO 6	\$0.31354388 \$1.12908788	\$3.27349125

CONSOLIDATED TAX CODE AREAS & RATES FOR TAX YEAR 2009

"TCA's" (Tax Code Areas) designate a unique set of taxing districts. They appear on tax statements. The first two columns list the Tax Code Area and regular, excess and total levy rates within that TCA. The columns to the right list levy types, taxing districts and levy rates. All rates are expressed in dollars per thousand dollars of assessed value. (Totals are accurate, but may not agree to sum of detail because of rounding.)

TCA	Regular Rate/ Excess Rate		County/State of Washington	Levy	District	Rates		
	Regular	Excess						
02310	\$6.06848710	\$3.41854352	\$0.71647436	\$1.90938099	City: Fire: EMS: Port: Park: Library: Road: School:	FIRE DISTRICT 01	\$2.00000000	\$0.14505227
Total:	\$9.48703063							
TCA Value:	\$4,303,847,931					SNOISLE REGIONAL LIBRARY SNOHOMISH COUNTY - ROAD MUKILTEO SCHOOL DISTRICT NO 6	\$0.31354388 \$1.12908788	\$3.27349125
02341	\$4.06848710	\$3.27349125	\$0.71647436	\$1.90938099	City: Fire: EMS: Port: Park: Library: Road: School:	FIRE DISTRICT 01	\$2.00000000	\$0.14505227
Total:	\$7.34197836							
TCA Value:	\$97,075,277					SNOISLE REGIONAL LIBRARY SNOHOMISH COUNTY - ROAD MUKILTEO SCHOOL DISTRICT NO 6	\$0.31354388 \$1.12908788	\$3.27349125
02363	\$6.06848710	\$3.41854352	\$0.71647436	\$1.90938099	City: Fire: EMS: Port: Park: Library: Road: School:	FIRE DISTRICT 01	\$2.00000000	\$0.14505227
Total:	\$9.48703063							
TCA Value:	\$414,941,549					SNOISLE REGIONAL LIBRARY SNOHOMISH COUNTY - ROAD MUKILTEO SCHOOL DISTRICT NO 6	\$0.31354388 \$1.12908788	\$3.27349125
02385	\$6.06848710	\$3.41854352	\$0.71647436	\$1.90938099	City: Fire: EMS: Port: Park: Library: Road: School:	FIRE DISTRICT 01	\$2.00000000	\$0.14505227
Total:	\$9.48703063							
TCA Value:	\$1,705,392					SNOISLE REGIONAL LIBRARY SNOHOMISH COUNTY - ROAD MUKILTEO SCHOOL DISTRICT NO 6	\$0.31354388 \$1.12908788	\$3.27349125

CONSOLIDATED TAX CODE AREAS & RATES FOR TAX YEAR 2009

"TCA's" (Tax Code Areas) designate a unique set of taxing districts. They appear on tax statements. The first two columns list the Tax Code Area and regular, excess and total levy rates within that TCA. The columns to the right list levy types, taxing districts and levy rates. All rates are expressed in dollars per thousand dollars of assessed value. (Totals are accurate, but may not agree to sum of detail because of rounding.)

TCA	Regular Rate/ Excess Rate		County/State of Washington	Levy	District	Rates	
	Regular	Excess					
02414	\$4.23351922	\$3.27361886	\$0.71647436	\$1.90938099	City: Fire: EMS: Port: Park: Library: Road: School: Other:		
Total:	\$7.50713808				PORT OF EDMONDS	\$0.08699673	
TCA Value:	\$20,655,238				SNOISLE REGIONAL LIBRARY	\$0.31354388	
					SNOHOMISH COUNTY - ROAD	\$1.12908788	
					EDMONDS SCHOOL DISTRICT NO 15		\$3.18769274
					STEVENS MEMORIAL HOSPITAL	\$0.07803539	\$0.08592613
02446	\$6.14652249	\$3.41867113	\$0.71647436	\$1.90938099	City: Fire: EMS: Port: Park: Library: Road: School: Other:		
Total:	\$9.56519362				FIRE DISTRICT 01	\$2.00000000	\$0.14505227
TCA Value:	\$5,819,324,472				SNOISLE REGIONAL LIBRARY	\$0.31354388	
					SNOHOMISH COUNTY - ROAD	\$1.12908788	
					EDMONDS SCHOOL DISTRICT NO 15		\$3.18769274
					STEVENS MEMORIAL HOSPITAL	\$0.07803539	\$0.08592613
02475	\$6.14652249	\$3.41867113	\$0.71647436	\$1.90938099	City: Fire: EMS: Port: Park: Library: Road: School: Other:		
Total:	\$9.56519362				FIRE DISTRICT 01	\$2.00000000	\$0.14505227
TCA Value:	\$504,098,830				SNOISLE REGIONAL LIBRARY	\$0.31354388	
					SNOHOMISH COUNTY - ROAD	\$1.12908788	
					EDMONDS SCHOOL DISTRICT NO 15		\$3.18769274
					STEVENS MEMORIAL HOSPITAL	\$0.07803539	\$0.08592613
02490	\$6.14652249	\$3.41867113	\$0.71647436	\$1.90938099	City: Fire: EMS: Port: Park: Library: Road: School: Other:		
Total:	\$9.56519362				FIRE DISTRICT 01	\$2.00000000	\$0.14505227
TCA Value:	\$7,591,550				SNOISLE REGIONAL LIBRARY	\$0.31354388	
					SNOHOMISH COUNTY - ROAD	\$1.12908788	
					EDMONDS SCHOOL DISTRICT NO 15		\$3.18769274
					STEVENS MEMORIAL HOSPITAL	\$0.07803539	\$0.08592613

CONSOLIDATED TAX CODE AREAS & RATES FOR TAX YEAR 2009

"TCA's" (Tax Code Areas) designate a unique set of taxing districts. They appear on tax statements. The first two columns list the Tax Code Area and regular, excess and total levy rates within that TCA. The columns to the right list levy types, taxing districts and levy rates. All rates are expressed in dollars per thousand dollars of assessed value. (Totals are accurate, but may not agree to sum of detail because of rounding.)

TCA	Regular Rate/ Excess Rate		County/State of Washington	Levy	District	Rates		
	Regular	Excess						
03020	\$6.33526476	\$4.27322950	\$0.71647436	\$1.90938099	City: Fire: EMS: Port: Park: Library: Road: School:	FIRE DISTRICT 01	\$2.00000000	\$0.14505227
Total:	\$10.60849426					PORT OF EVERETT	\$0.26677766	
TCA Value:	\$273,072,955					SNOISLE REGIONAL LIBRARY	\$0.31354388	
						SNOHOMISH COUNTY - ROAD	\$1.12908788	
						EVERETT SCHOOL DISTRICT NO 2		\$4.12817723
03022	\$6.15646499	\$4.31214610	\$0.71647436	\$1.90938099	City: Fire: EMS: Port: Park: Library: Road: School: Other:	FIRE DISTRICT 01	\$2.00000000	\$0.14505227
Total:	\$10.46861109							
TCA Value:	\$88,944,123					SNOISLE REGIONAL LIBRARY	\$0.31354388	
						SNOHOMISH COUNTY - ROAD	\$1.12908788	
						EVERETT SCHOOL DISTRICT NO 2		\$4.12817723
						VALLEY GENERAL HOSPITAL	\$0.08797788	\$0.03891661
03024	\$6.33526476	\$4.27322950	\$0.71647436	\$1.90938099	City: Fire: EMS: Port: Park: Library: Road: School:	FIRE DISTRICT 01	\$2.00000000	\$0.14505227
Total:	\$10.60849426					PORT OF EVERETT	\$0.26677766	
TCA Value:	\$148,530,672					SNOISLE REGIONAL LIBRARY	\$0.31354388	
						SNOHOMISH COUNTY - ROAD	\$1.12908788	
						EVERETT SCHOOL DISTRICT NO 2		\$4.12817723
03025	\$6.42324264	\$4.31214610	\$0.71647436	\$1.90938099	City: Fire: EMS: Port: Park: Library: Road: School: Other:	FIRE DISTRICT 01	\$2.00000000	\$0.14505227
Total:	\$10.73538875					PORT OF EVERETT	\$0.26677766	
TCA Value:	\$32,820,383					SNOISLE REGIONAL LIBRARY	\$0.31354388	
						SNOHOMISH COUNTY - ROAD	\$1.12908788	
						EVERETT SCHOOL DISTRICT NO 2		\$4.12817723
						VALLEY GENERAL HOSPITAL	\$0.08797788	\$0.03891661

CONSOLIDATED TAX CODE AREAS & RATES FOR TAX YEAR 2009

"TCA's" (Tax Code Areas) designate a unique set of taxing districts. They appear on tax statements. The first two columns list the Tax Code Area and regular, excess and total levy rates within that TCA. The columns to the right list levy types, taxing districts and levy rates. All rates are expressed in dollars per thousand dollars of assessed value. (Totals are accurate, but may not agree to sum of detail because of rounding.)

TCA	Regular Rate/ Excess Rate		County/State of Washington	Levy	District	Rates	
	Regular	Excess					
03028	\$6.42324264 \$4.31214610	\$0.71647436 \$1.90938099		City: Fire: EMS: Port: Park: Library: Road: School: Other:	FIRE DISTRICT 01 PORT OF EVERETT SNOISLE REGIONAL LIBRARY SNOHOMISH COUNTY - ROAD EVERETT SCHOOL DISTRICT NO 2 VALLEY GENERAL HOSPITAL	\$2.00000000 \$0.26677766 \$0.31354388 \$1.12908788 \$0.08797788	\$0.14505227 \$4.12817723 \$0.03891661
Total:	\$10.73538875						
TCA Value:	\$28,802,061						
03029	\$4.33526476 \$4.12817723	\$0.71647436 \$1.90938099		City: Fire: EMS: Port: Park: Library: Road: School:	PORT OF EVERETT SNOISLE REGIONAL LIBRARY SNOHOMISH COUNTY - ROAD EVERETT SCHOOL DISTRICT NO 2	\$0.26677766 \$0.31354388 \$1.12908788 	 \$4.12817723
Total:	\$8.46344199						
TCA Value:	\$9,486,281						
03030	\$5.88159513 \$4.12817723	\$0.71647436 \$1.90938099		City: Fire: EMS: Port: Park: Library: Road: School:	FIRE DISTRICT 08 LAKE STEVENS PORT OF EVERETT SNOISLE REGIONAL LIBRARY SNOHOMISH COUNTY - ROAD EVERETT SCHOOL DISTRICT NO 2	\$1.54633037 \$0.26677766 \$0.31354388 \$1.12908788 	 \$4.12817723
Total:	\$10.00977235						
TCA Value:	\$4,697,472						
03032	\$6.42324264 \$4.31214610	\$0.71647436 \$1.90938099		City: Fire: EMS: Port: Park: Library: Road: School: Other:	FIRE DISTRICT 01 PORT OF EVERETT SNOISLE REGIONAL LIBRARY SNOHOMISH COUNTY - ROAD EVERETT SCHOOL DISTRICT NO 2 VALLEY GENERAL HOSPITAL	\$2.00000000 \$0.26677766 \$0.31354388 \$1.12908788 \$0.08797788	\$0.14505227 \$4.12817723 \$0.03891661
Total:	\$10.73538875						
TCA Value:	\$240,400						

CONSOLIDATED TAX CODE AREAS & RATES FOR TAX YEAR 2009

"TCA's" (Tax Code Areas) designate a unique set of taxing districts. They appear on tax statements. The first two columns list the Tax Code Area and regular, excess and total levy rates within that TCA. The columns to the right list levy types, taxing districts and levy rates. All rates are expressed in dollars per thousand dollars of assessed value. (Totals are accurate, but may not agree to sum of detail because of rounding.)

TCA	Regular Rate/ Excess Rate	County/State of Washington	Levy	District	Rates	
					Regular	Excess
03033	\$4.42324264 \$4.16709384	\$0.71647436 \$1.90938099	City: Fire: EMS: Port: Park: Library: Road: School: Other:	PORT OF EVERETT SNOISLE REGIONAL LIBRARY SNOHOMISH COUNTY - ROAD EVERETT SCHOOL DISTRICT NO 2 VALLEY GENERAL HOSPITAL	\$0.26677766 \$0.31354388 \$1.12908788 \$0.08797788	 \$4.12817723 \$0.03891661
Total:	\$8.59033648					
TCA Value:	\$2,704,436					
03041	\$5.74172078 \$4.12817723	\$0.71647436 \$1.90938099	City: Fire: EMS: Port: Park: Library: Road: School:	FIRE DISTRICT 07 SNOISLE REGIONAL LIBRARY SNOHOMISH COUNTY - ROAD EVERETT SCHOOL DISTRICT NO 2	\$1.67323367 \$0.31354388 \$1.12908788	 \$4.12817723
Total:	\$9.86989801					
TCA Value:	\$25,492,426					
03043	\$5.74172078 \$4.12817723	\$0.71647436 \$1.90938099	City: Fire: EMS: Port: Park: Library: Road: School:	FIRE DISTRICT 07 SNOISLE REGIONAL LIBRARY SNOHOMISH COUNTY - ROAD EVERETT SCHOOL DISTRICT NO 2	\$1.67323367 \$0.31354388 \$1.12908788	 \$4.12817723
Total:	\$9.86989801					
TCA Value:	\$62,485,128					
03045	\$5.74172078 \$4.12817723	\$0.71647436 \$1.90938099	City: Fire: EMS: Port: Park: Library: Road: School:	FIRE DISTRICT 07 SNOISLE REGIONAL LIBRARY SNOHOMISH COUNTY - ROAD EVERETT SCHOOL DISTRICT NO 2	\$1.67323367 \$0.31354388 \$1.12908788	 \$4.12817723
Total:	\$9.86989801					
TCA Value:	\$1,332,821,181					

CONSOLIDATED TAX CODE AREAS & RATES FOR TAX YEAR 2009

"TCA's" (Tax Code Areas) designate a unique set of taxing districts. They appear on tax statements. The first two columns list the Tax Code Area and regular, excess and total levy rates within that TCA. The columns to the right list levy types, taxing districts and levy rates. All rates are expressed in dollars per thousand dollars of assessed value. (Totals are accurate, but may not agree to sum of detail because of rounding.)

TCA	Regular Rate/ Excess Rate		County/State of Washington	Levy	District	Rates	
	Regular	Excess				Regular	Excess
03046	\$5.82969866	\$4.16709384	\$0.71647436	City:	FIRE DISTRICT 07	\$1.67323367	
		\$1.90938099	Fire:				
			EMS:				
Total:	\$9.99679250		Port:				
			Park:				
			Library:	SNOISLE REGIONAL LIBRARY	\$0.31354388		
TCA Value:	\$128,161,644		Road:	SNOHOMISH COUNTY - ROAD	\$1.12908788		
			School:	EVERETT SCHOOL DISTRICT NO 2			\$4.12817723
			Other:	VALLEY GENERAL HOSPITAL	\$0.08797788		\$0.03891661
<hr/>							
03047	\$5.82969866	\$4.16709384	\$0.71647436	City:	FIRE DISTRICT 07	\$1.67323367	
		\$1.90938099	Fire:				
			EMS:				
Total:	\$9.99679250		Port:				
			Park:				
			Library:	SNOISLE REGIONAL LIBRARY	\$0.31354388		
TCA Value:	\$53,900,091		Road:	SNOHOMISH COUNTY - ROAD	\$1.12908788		
			School:	EVERETT SCHOOL DISTRICT NO 2			\$4.12817723
			Other:	VALLEY GENERAL HOSPITAL	\$0.08797788		\$0.03891661
<hr/>							
03048	\$6.06848710	\$4.27322950	\$0.71647436	City:	FIRE DISTRICT 01	\$2.00000000	\$0.14505227
		\$1.90938099	Fire:				
			EMS:				
Total:	\$10.34171660		Port:				
			Park:				
			Library:	SNOISLE REGIONAL LIBRARY	\$0.31354388		
TCA Value:	\$6,916,622		Road:	SNOHOMISH COUNTY - ROAD	\$1.12908788		
			School:	EVERETT SCHOOL DISTRICT NO 2			\$4.12817723
<hr/>							
03050	\$5.82969866	\$4.16709384	\$0.71647436	City:	FIRE DISTRICT 07	\$1.67323367	
		\$1.90938099	Fire:				
			EMS:				
Total:	\$9.99679250		Port:				
			Park:				
			Library:	SNOISLE REGIONAL LIBRARY	\$0.31354388		
TCA Value:	\$12,402,502		Road:	SNOHOMISH COUNTY - ROAD	\$1.12908788		
			School:	EVERETT SCHOOL DISTRICT NO 2			\$4.12817723
			Other:	VALLEY GENERAL HOSPITAL	\$0.08797788		\$0.03891661

CONSOLIDATED TAX CODE AREAS & RATES FOR TAX YEAR 2009

"TCA's" (Tax Code Areas) designate a unique set of taxing districts. They appear on tax statements. The first two columns list the Tax Code Area and regular, excess and total levy rates within that TCA. The columns to the right list levy types, taxing districts and levy rates. All rates are expressed in dollars per thousand dollars of assessed value. (Totals are accurate, but may not agree to sum of detail because of rounding.)

TCA	Regular Rate/ Excess Rate	County/State of Washington	Levy	District	Rates	
					Regular	Excess
03052	\$5.74172078 \$4.12817723	\$0.71647436 \$1.90938099	City: Fire: EMS: Port: Park:	FIRE DISTRICT 07	\$1.67323367	
Total:	\$9.86989801		Library: Road: School:	SNOISLE REGIONAL LIBRARY SNOHOMISH COUNTY - ROAD EVERETT SCHOOL DISTRICT NO 2	\$0.31354388 \$1.12908788	\$4.12817723
TCA Value:	\$908,472,420					
03059	\$6.06848710 \$4.27322950	\$0.71647436 \$1.90938099	City: Fire: EMS: Port: Park:	FIRE DISTRICT 01	\$2.00000000	\$0.14505227
Total:	\$10.34171660		Library: Road: School:	SNOISLE REGIONAL LIBRARY SNOHOMISH COUNTY - ROAD EVERETT SCHOOL DISTRICT NO 2	\$0.31354388 \$1.12908788	\$4.12817723
TCA Value:	\$2,096,217,714					
03065	\$6.06848710 \$3.41854352	\$0.71647436 \$1.90938099	City: Fire: EMS: Port: Park:	FIRE DISTRICT 01	\$2.00000000	\$0.14505227
Total:	\$9.48703063		Library: Road: School:	SNOISLE REGIONAL LIBRARY SNOHOMISH COUNTY - ROAD MUKILTEO SCHOOL DISTRICT NO 6	\$0.31354388 \$1.12908788	\$3.27349125
TCA Value:	\$54,993,793					
03067	\$6.06848710 \$3.41854352	\$0.71647436 \$1.90938099	City: Fire: EMS: Port: Park:	FIRE DISTRICT 01	\$2.00000000	\$0.14505227
Total:	\$9.48703063		Library: Road: School:	SNOISLE REGIONAL LIBRARY SNOHOMISH COUNTY - ROAD MUKILTEO SCHOOL DISTRICT NO 6	\$0.31354388 \$1.12908788	\$3.27349125
TCA Value:	\$54,712,663					

CONSOLIDATED TAX CODE AREAS & RATES FOR TAX YEAR 2009

"TCA's" (Tax Code Areas) designate a unique set of taxing districts. They appear on tax statements. The first two columns list the Tax Code Area and regular, excess and total levy rates within that TCA. The columns to the right list levy types, taxing districts and levy rates. All rates are expressed in dollars per thousand dollars of assessed value. (Totals are accurate, but may not agree to sum of detail because of rounding.)

TCA	Regular Rate/ Excess Rate		County/State of Washington	Levy	District	Rates	
	Regular	Excess					
03115	\$4.06848710	\$4.01482862	\$0.71647436	\$1.90938099	City:		
					Fire:		
					EMS:		
Total:	\$8.08331572				Port:		
					Park:		
					Library:	\$0.31354388	
TCA Value:	\$4,409,094				Road:	\$1.12908788	
					School:		\$4.01482862
03120	\$4.15646499	\$4.05374523	\$0.71647436	\$1.90938099	City:		
					Fire:		
					EMS:		
Total:	\$8.21021022				Port:		
					Park:		
					Library:	\$0.31354388	
TCA Value:	\$402,266				Road:	\$1.12908788	
					School:		\$4.01482862
					Other:	\$0.08797788	\$0.03891661
03162	\$5.61481747	\$4.01482862	\$0.71647436	\$1.90938099	City:		
					Fire:	\$1.54633037	
					EMS:		
Total:	\$9.62964609				Port:		
					Park:		
					Library:	\$0.31354388	
TCA Value:	\$704,612,204				Road:	\$1.12908788	
					School:		\$4.01482862
03167	\$5.70279535	\$4.05374523	\$0.71647436	\$1.90938099	City:		
					Fire:	\$1.54633037	
					EMS:		
Total:	\$9.75654058				Port:		
					Park:		
					Library:	\$0.31354388	
TCA Value:	\$48,706,449				Road:	\$1.12908788	
					School:		\$4.01482862
					Other:	\$0.08797788	\$0.03891661

CONSOLIDATED TAX CODE AREAS & RATES FOR TAX YEAR 2009

"TCA's" (Tax Code Areas) designate a unique set of taxing districts. They appear on tax statements. The first two columns list the Tax Code Area and regular, excess and total levy rates within that TCA. The columns to the right list levy types, taxing districts and levy rates. All rates are expressed in dollars per thousand dollars of assessed value. (Totals are accurate, but may not agree to sum of detail because of rounding.)

TCA	Regular Rate/ Excess Rate		County/State of Washington	Levy	District	Rates	
	Regular	Excess				Regular	Excess
03171	\$4.06848710	\$4.01482862	\$0.71647436	\$1.90938099	City: Fire: EMS: Port: Park: Library: Road: School:		
Total:	\$8.08331572						
TCA Value:	\$4,687,149				SNOISLE REGIONAL LIBRARY SNOHOMISH COUNTY - ROAD LAKE STEVENS SCHOOL DIST NO 4	\$0.31354388 \$1.12908788	\$4.01482862
03194	\$5.61481747	\$4.01482862	\$0.71647436	\$1.90938099	City: Fire: EMS: Port: Park: Library: Road: School:		
Total:	\$9.62964609				FIRE DISTRICT 08 LAKE STEVENS	\$1.54633037	
TCA Value:	\$1,451,251,662				SNOISLE REGIONAL LIBRARY SNOHOMISH COUNTY - ROAD LAKE STEVENS SCHOOL DIST NO 4	\$0.31354388 \$1.12908788	\$4.01482862
03203	\$6.06848710	\$3.33274501	\$0.71647436	\$1.90938099	City: Fire: EMS: Port: Park: Library: Road: School:		
Total:	\$9.40123211				FIRE DISTRICT 01	\$2.00000000	\$0.14505227
TCA Value:	\$95,591,382				SNOISLE REGIONAL LIBRARY SNOHOMISH COUNTY - ROAD EDMONDS SCHOOL DISTRICT NO 15	\$0.31354388 \$1.12908788	\$3.18769274
03209	\$5.74172078	\$3.18769274	\$0.71647436	\$1.90938099	City: Fire: EMS: Port: Park: Library: Road: School:		
Total:	\$8.92941351				FIRE DISTRICT 07	\$1.67323367	
TCA Value:	\$28,083,695				SNOISLE REGIONAL LIBRARY SNOHOMISH COUNTY - ROAD EDMONDS SCHOOL DISTRICT NO 15	\$0.31354388 \$1.12908788	\$3.18769274

CONSOLIDATED TAX CODE AREAS & RATES FOR TAX YEAR 2009

"TCA's" (Tax Code Areas) designate a unique set of taxing districts. They appear on tax statements. The first two columns list the Tax Code Area and regular, excess and total levy rates within that TCA. The columns to the right list levy types, taxing districts and levy rates. All rates are expressed in dollars per thousand dollars of assessed value. (Totals are accurate, but may not agree to sum of detail because of rounding.)

TCA	Regular Rate/ Excess Rate		County/State of Washington	Levy	District	Rates	
	Regular	Excess					
03214	\$5.22116946	\$3.27361886	\$0.71647436	City:	FIRE DISTRICT 10	\$1.07464697	
		\$1.90938099	Fire:				
			EMS:				
Total:	\$8.49478833		Port:				
			Park:				
			Library:	SNOISLE REGIONAL LIBRARY	\$0.31354388		
TCA Value:	\$149,729,964		Road:	SNOHOMISH COUNTY - ROAD	\$1.12908788		
			School:	EDMONDS SCHOOL DISTRICT NO 15			\$3.18769274
			Other:	STEVENS MEMORIAL HOSPITAL	\$0.07803539		\$0.08592613
<hr/>							
03305	\$6.09473079	\$2.79702599	\$0.71647436	City:	FIRE DISTRICT 28	\$1.93826580	\$0.20570512
		\$1.90938099	Fire:				
			EMS:				
Total:	\$8.89175678		Port:				
			Park:				
			Library:	SNOISLE REGIONAL LIBRARY	\$0.31354388		
TCA Value:	\$2,039,800		Road:	SNOHOMISH COUNTY - ROAD	\$1.12908788		
			School:	SULTAN SCHOOL DISTRICT NO 311			\$2.55240426
			Other:	VALLEY GENERAL HOSPITAL	\$0.08797788		\$0.03891661
<hr/>							
03309	\$4.15646499	\$2.59132087	\$0.71647436	City:	SNOISLE REGIONAL LIBRARY	\$0.31354388	
		\$1.90938099	Fire:				
			EMS:				
Total:	\$6.74778586		Port:				
			Park:				
			Road:	SNOHOMISH COUNTY - ROAD	\$1.12908788		
TCA Value:	\$7,587,139		School:	SULTAN SCHOOL DISTRICT NO 311			\$2.55240426
			Other:	VALLEY GENERAL HOSPITAL	\$0.08797788		\$0.03891661
<hr/>							
03310	\$4.15646499	\$2.59132087	\$0.71647436	City:	SNOISLE REGIONAL LIBRARY	\$0.31354388	
		\$1.90938099	Fire:				
			EMS:				
Total:	\$6.74778586		Port:				
			Park:				
			Road:	SNOHOMISH COUNTY - ROAD	\$1.12908788		
TCA Value:	\$980,345		School:	SULTAN SCHOOL DISTRICT NO 311			\$2.55240426
			Other:	VALLEY GENERAL HOSPITAL	\$0.08797788		\$0.03891661

CONSOLIDATED TAX CODE AREAS & RATES FOR TAX YEAR 2009

"TCA's" (Tax Code Areas) designate a unique set of taxing districts. They appear on tax statements. The first two columns list the Tax Code Area and regular, excess and total levy rates within that TCA. The columns to the right list levy types, taxing districts and levy rates. All rates are expressed in dollars per thousand dollars of assessed value. (Totals are accurate, but may not agree to sum of detail because of rounding.)

TCA	Regular Rate/ Excess Rate		County/State of Washington	Levy	District	Rates	
	Regular	Excess				Regular	Excess
03312	\$4.57210372	\$2.59132087	\$0.71647436	City:	FIRE DISTRICT 16	\$0.41563873	
		\$1.90938099	Fire:				
			EMS:				
Total:	\$7.16342459		Port:				
			Park:				
			Library:	SNOISLE REGIONAL LIBRARY	\$0.31354388		
TCA Value:	\$5,666,714		Road:	SNOHOMISH COUNTY - ROAD	\$1.12908788		
			School:	SULTAN SCHOOL DISTRICT NO 311		\$2.55240426	
			Other:	VALLEY GENERAL HOSPITAL	\$0.08797788	\$0.03891661	
<hr/>							
03313	\$4.57210372	\$2.59132087	\$0.71647436	City:	FIRE DISTRICT 16	\$0.41563873	
		\$1.90938099	Fire:				
			EMS:				
Total:	\$7.16342459		Port:				
			Park:				
			Library:	SNOISLE REGIONAL LIBRARY	\$0.31354388		
TCA Value:	\$26,360,457		Road:	SNOHOMISH COUNTY - ROAD	\$1.12908788		
			School:	SULTAN SCHOOL DISTRICT NO 311		\$2.55240426	
			Other:	VALLEY GENERAL HOSPITAL	\$0.08797788	\$0.03891661	
<hr/>							
03314	\$4.15646499	\$2.59132087	\$0.71647436	City:			
		\$1.90938099	Fire:				
			EMS:				
Total:	\$6.74778586		Port:				
			Park:				
			Library:	SNOISLE REGIONAL LIBRARY	\$0.31354388		
TCA Value:	\$1,600,928		Road:	SNOHOMISH COUNTY - ROAD	\$1.12908788		
			School:	SULTAN SCHOOL DISTRICT NO 311		\$2.55240426	
			Other:	VALLEY GENERAL HOSPITAL	\$0.08797788	\$0.03891661	
<hr/>							
03340	\$6.00646499	\$2.63970761	\$0.71647436	City:	FIRE DISTRICT 03	\$1.85000000	\$0.04838674
		\$1.90938099	Fire:				
			EMS:				
Total:	\$8.64617259		Port:				
			Park:				
			Library:	SNOISLE REGIONAL LIBRARY	\$0.31354388		
TCA Value:	\$60,840,029		Road:	SNOHOMISH COUNTY - ROAD	\$1.12908788		
			School:	SULTAN SCHOOL DISTRICT NO 311		\$2.55240426	
			Other:	VALLEY GENERAL HOSPITAL	\$0.08797788	\$0.03891661	

CONSOLIDATED TAX CODE AREAS & RATES FOR TAX YEAR 2009

"TCA's" (Tax Code Areas) designate a unique set of taxing districts. They appear on tax statements. The first two columns list the Tax Code Area and regular, excess and total levy rates within that TCA. The columns to the right list levy types, taxing districts and levy rates. All rates are expressed in dollars per thousand dollars of assessed value. (Totals are accurate, but may not agree to sum of detail because of rounding.)

TCA	Regular Rate/ Excess Rate		County/State of Washington	Levy	District	Rates	
	Regular	Excess					
03355	\$5.94372875	\$2.59132087	\$0.71647436	City:	FIRE DISTRICT 05	\$1.78726377	
		\$1.90938099	Fire:				
			EMS:				
Total:	\$8.53504962		Port:				
			Park:				
TCA Value:	\$48,645,093		Library:	SNOISLE REGIONAL LIBRARY	\$0.31354388		
			Road:	SNOHOMISH COUNTY - ROAD	\$1.12908788		
			School:	SULTAN SCHOOL DISTRICT NO 311			\$2.55240426
			Other:	VALLEY GENERAL HOSPITAL	\$0.08797788		\$0.03891661
<hr/>							
03366	\$5.94372875	\$2.59132087	\$0.71647436	City:	FIRE DISTRICT 05	\$1.78726377	
		\$1.90938099	Fire:				
			EMS:				
Total:	\$8.53504962		Port:				
			Park:				
TCA Value:	\$145,167,853		Library:	SNOISLE REGIONAL LIBRARY	\$0.31354388		
			Road:	SNOHOMISH COUNTY - ROAD	\$1.12908788		
			School:	SULTAN SCHOOL DISTRICT NO 311			\$2.55240426
			Other:	VALLEY GENERAL HOSPITAL	\$0.08797788		\$0.03891661
<hr/>							
03368	\$5.94372875	\$2.59132087	\$0.71647436	City:	FIRE DISTRICT 05	\$1.78726377	
		\$1.90938099	Fire:				
			EMS:				
Total:	\$8.53504962		Port:				
			Park:				
TCA Value:	\$124,974,745		Library:	SNOISLE REGIONAL LIBRARY	\$0.31354388		
			Road:	SNOHOMISH COUNTY - ROAD	\$1.12908788		
			School:	SULTAN SCHOOL DISTRICT NO 311			\$2.55240426
			Other:	VALLEY GENERAL HOSPITAL	\$0.08797788		\$0.03891661
<hr/>							
03370	\$5.94372875	\$2.59132087	\$0.71647436	City:	FIRE DISTRICT 05	\$1.78726377	
		\$1.90938099	Fire:				
			EMS:				
Total:	\$8.53504962		Port:				
			Park:				
TCA Value:	\$96,127,115		Library:	SNOISLE REGIONAL LIBRARY	\$0.31354388		
			Road:	SNOHOMISH COUNTY - ROAD	\$1.12908788		
			School:	SULTAN SCHOOL DISTRICT NO 311			\$2.55240426
			Other:	VALLEY GENERAL HOSPITAL	\$0.08797788		\$0.03891661

CONSOLIDATED TAX CODE AREAS & RATES FOR TAX YEAR 2009

"TCA's" (Tax Code Areas) designate a unique set of taxing districts. They appear on tax statements. The first two columns list the Tax Code Area and regular, excess and total levy rates within that TCA. The columns to the right list levy types, taxing districts and levy rates. All rates are expressed in dollars per thousand dollars of assessed value. (Totals are accurate, but may not agree to sum of detail because of rounding.)

TCA	Regular Rate/ Excess Rate		County/State of Washington	Levy	District	Rates	
	Regular	Excess					
03374	\$5.97323591	\$2.79996506	\$0.71647436	City:	FIRE DISTRICT 26	\$1.81677092	\$0.20864419
			\$1.90938099	Fire:			
				EMS:			
Total:	\$8.77320097			Port:			
				Park:			
TCA Value:	\$72,072,957			Library:	SNOISLE REGIONAL LIBRARY	\$0.31354388	
				Road:	SNOHOMISH COUNTY - ROAD	\$1.12908788	
				School:	SULTAN SCHOOL DISTRICT NO 311		\$2.55240426
				Other:	VALLEY GENERAL HOSPITAL	\$0.08797788	\$0.03891661
03377	\$5.97323591	\$2.79996506	\$0.71647436	City:	FIRE DISTRICT 26	\$1.81677092	\$0.20864419
			\$1.90938099	Fire:			
				EMS:			
Total:	\$8.77320097			Port:			
				Park:			
TCA Value:	\$173,298,515			Library:	SNOISLE REGIONAL LIBRARY	\$0.31354388	
				Road:	SNOHOMISH COUNTY - ROAD	\$1.12908788	
				School:	SULTAN SCHOOL DISTRICT NO 311		\$2.55240426
				Other:	VALLEY GENERAL HOSPITAL	\$0.08797788	\$0.03891661
03399	\$5.74172078	\$3.57136959	\$0.71647436	City:	FIRE DISTRICT 07	\$1.67323367	
			\$1.90938099	Fire:			
				EMS:			
Total:	\$9.31309036			Port:			
				Park:	EAST COUNTY PARK AND REC DIST		\$0.03693536
TCA Value:	\$11,054,384			Library:	SNOISLE REGIONAL LIBRARY	\$0.31354388	
				Road:	SNOHOMISH COUNTY - ROAD	\$1.12908788	
				School:	MONROE SCHOOL DISTRICT NO 103		\$3.53443422
03415	\$6.09473079	\$1.68604552	\$0.71647436	City:	FIRE DISTRICT 28	\$1.93826580	\$0.20570512
			\$1.90938099	Fire:			
				EMS:			
Total:	\$7.78077631			Port:			
				Park:			
TCA Value:	\$62,765,565			Library:	SNOISLE REGIONAL LIBRARY	\$0.31354388	
				Road:	SNOHOMISH COUNTY - ROAD	\$1.12908788	
				School:	INDEX SCHOOL DISTRICT NO 63		\$1.44142379
				Other:	VALLEY GENERAL HOSPITAL	\$0.08797788	\$0.03891661

CONSOLIDATED TAX CODE AREAS & RATES FOR TAX YEAR 2009

"TCA's" (Tax Code Areas) designate a unique set of taxing districts. They appear on tax statements. The first two columns list the Tax Code Area and regular, excess and total levy rates within that TCA. The columns to the right list levy types, taxing districts and levy rates. All rates are expressed in dollars per thousand dollars of assessed value. (Totals are accurate, but may not agree to sum of detail because of rounding.)

TCA	Regular Rate/ Excess Rate		County/State of Washington	Levy	District	Rates	
	Regular	Excess					
03425	\$6.09473079	\$1.68604552	\$0.71647436	City:	FIRE DISTRICT 28	\$1.93826580	\$0.20570512
		\$1.90938099	Fire:				
			EMS:				
Total:	\$7.78077631		Port:				
			Park:				
TCA Value:	\$8,304,404		Library:	SNOISLE REGIONAL LIBRARY	\$0.31354388		
			Road:	SNOHOMISH COUNTY - ROAD	\$1.12908788		
			School:	INDEX SCHOOL DISTRICT NO 63			\$1.44142379
			Other:	VALLEY GENERAL HOSPITAL	\$0.08797788		\$0.03891661
03503	\$4.06848710	\$4.72538031	\$0.71647436	City:	SNOISLE REGIONAL LIBRARY	\$0.31354388	
		\$1.90938099	Fire:				
			EMS:				
Total:	\$8.79386742		Port:				
			Park:				
TCA Value:	\$1,891,100		Library:	SNOHOMISH COUNTY - ROAD	\$1.12908788		
			Road:	SNOHOMISH SCHOOL DIST NO 201			\$4.64696548
			School:	SNOHOMISH LIBRARY CAP FAC AREA			\$0.07841483
			Other:				\$0.07841483
03510	\$4.15646499	\$4.76429692	\$0.71647436	City:	SNOISLE REGIONAL LIBRARY	\$0.31354388	
		\$1.90938099	Fire:				
			EMS:				
Total:	\$8.92076191		Port:				
			Park:				
TCA Value:	\$39,359		Library:	SNOHOMISH COUNTY - ROAD	\$1.12908788		
			Road:	SNOHOMISH SCHOOL DIST NO 201			\$4.64696548
			School:	SNOHOMISH LIBRARY CAP FAC AREA			\$0.07841483
			Other:	VALLEY GENERAL HOSPITAL	\$0.08797788		\$0.03891661
03512	\$4.15646499	\$4.76429692	\$0.71647436	City:	SNOISLE REGIONAL LIBRARY	\$0.31354388	
		\$1.90938099	Fire:				
			EMS:				
Total:	\$8.92076191		Port:				
			Park:				
TCA Value:	\$2,400		Library:	SNOHOMISH COUNTY - ROAD	\$1.12908788		
			Road:	SNOHOMISH SCHOOL DIST NO 201			\$4.64696548
			School:	SNOHOMISH LIBRARY CAP FAC AREA			\$0.07841483
			Other:	VALLEY GENERAL HOSPITAL	\$0.08797788		\$0.03891661

CONSOLIDATED TAX CODE AREAS & RATES FOR TAX YEAR 2009

"TCA's" (Tax Code Areas) designate a unique set of taxing districts. They appear on tax statements. The first two columns list the Tax Code Area and regular, excess and total levy rates within that TCA. The columns to the right list levy types, taxing districts and levy rates. All rates are expressed in dollars per thousand dollars of assessed value. (Totals are accurate, but may not agree to sum of detail because of rounding.)

TCA	Regular Rate/ Excess Rate		County/State of Washington	Levy	District	Rates	
	Regular	Excess				Regular	Excess
03514	\$4.15646499	\$4.76429692	\$0.71647436	\$1.90938099	City:		
					Fire:		
					EMS:		
Total:	\$8.92076191				Port:		
					Park:		
					Library:	SNOISLE REGIONAL LIBRARY	\$0.31354388
TCA Value:	\$14,446				Road:	SNOHOMISH COUNTY - ROAD	\$1.12908788
					School:	SNOHOMISH SCHOOL DIST NO 201	\$4.64696548
					Other:	SNOHOMISH LIBRARY CAP FAC AREA	\$0.07841483
					Other:	VALLEY GENERAL HOSPITAL	\$0.08797788
							\$0.03891661
03516	\$4.42324264	\$4.76429692	\$0.71647436	\$1.90938099	City:		
					Fire:		
					EMS:		
Total:	\$9.18753956				Port:	PORT OF EVERETT	\$0.26677766
					Park:		
					Library:	SNOISLE REGIONAL LIBRARY	\$0.31354388
TCA Value:	\$7,341				Road:	SNOHOMISH COUNTY - ROAD	\$1.12908788
					School:	SNOHOMISH SCHOOL DIST NO 201	\$4.64696548
					Other:	SNOHOMISH LIBRARY CAP FAC AREA	\$0.07841483
					Other:	VALLEY GENERAL HOSPITAL	\$0.08797788
							\$0.03891661
03518	\$4.33526476	\$4.72538031	\$0.71647436	\$1.90938099	City:		
					Fire:		
					EMS:		
Total:	\$9.06064507				Port:	PORT OF EVERETT	\$0.26677766
					Park:		
					Library:	SNOISLE REGIONAL LIBRARY	\$0.31354388
TCA Value:	\$2,705,700				Road:	SNOHOMISH COUNTY - ROAD	\$1.12908788
					School:	SNOHOMISH SCHOOL DIST NO 201	\$4.64696548
					Other:	SNOHOMISH LIBRARY CAP FAC AREA	\$0.07841483
							\$0.03891661
03519	\$5.45486287	\$4.78470955	\$0.71647436	\$1.90938099	City:		
					Fire:	FIRE DISTRICT 04	\$1.11959811
					EMS:		\$0.05932923
Total:	\$10.23957241				Port:	PORT OF EVERETT	\$0.26677766
					Park:		
					Library:	SNOISLE REGIONAL LIBRARY	\$0.31354388
TCA Value:	\$2,783,804				Road:	SNOHOMISH COUNTY - ROAD	\$1.12908788
					School:	SNOHOMISH SCHOOL DIST NO 201	\$4.64696548
					Other:	SNOHOMISH LIBRARY CAP FAC AREA	\$0.07841483

CONSOLIDATED TAX CODE AREAS & RATES FOR TAX YEAR 2009

"TCA's" (Tax Code Areas) designate a unique set of taxing districts. They appear on tax statements. The first two columns list the Tax Code Area and regular, excess and total levy rates within that TCA. The columns to the right list levy types, taxing districts and levy rates. All rates are expressed in dollars per thousand dollars of assessed value. (Totals are accurate, but may not agree to sum of detail because of rounding.)

TCA	Regular Rate/ Excess Rate		County/State of Washington	Levy	District	Rates			
	Regular	Excess				Regular	Excess		
03520	\$4.42324264	\$4.76429692	\$0.71647436	\$1.90938099	City: Fire: EMS: Port: Park: Library: Road: School: Other: Other:				
Total:	\$9.18753956				PORT OF EVERETT	\$0.26677766			
TCA Value:	\$826,799				SNOISLE REGIONAL LIBRARY	\$0.31354388			
					SNOHOMISH COUNTY - ROAD	\$1.12908788			
					SNOHOMISH SCHOOL DIST NO 201			\$4.64696548	
					SNOHOMISH LIBRARY CAP FAC AREA			\$0.07841483	
					VALLEY GENERAL HOSPITAL	\$0.08797788		\$0.03891661	
03522	\$5.54284075	\$4.82362616	\$0.71647436	\$1.90938099	City: Fire: EMS: Port: Park: Library: Road: School: Other: Other:				
Total:	\$10.36646691				FIRE DISTRICT 04	\$1.11959811		\$0.05932923	
TCA Value:	\$742,700				PORT OF EVERETT	\$0.26677766			
					SNOISLE REGIONAL LIBRARY	\$0.31354388			
					SNOHOMISH COUNTY - ROAD	\$1.12908788			
					SNOHOMISH SCHOOL DIST NO 201			\$4.64696548	
					SNOHOMISH LIBRARY CAP FAC AREA			\$0.07841483	
					VALLEY GENERAL HOSPITAL	\$0.08797788		\$0.03891661	
03523	\$5.54284075	\$4.82362616	\$0.71647436	\$1.90938099	City: Fire: EMS: Port: Park: Library: Road: School: Other: Other:				
Total:	\$10.36646691				FIRE DISTRICT 04	\$1.11959811		\$0.05932923	
TCA Value:	\$1,028,103				PORT OF EVERETT	\$0.26677766			
					SNOISLE REGIONAL LIBRARY	\$0.31354388			
					SNOHOMISH COUNTY - ROAD	\$1.12908788			
					SNOHOMISH SCHOOL DIST NO 201			\$4.64696548	
					SNOHOMISH LIBRARY CAP FAC AREA			\$0.07841483	
					VALLEY GENERAL HOSPITAL	\$0.08797788		\$0.03891661	

CONSOLIDATED TAX CODE AREAS & RATES FOR TAX YEAR 2009

"TCA's" (Tax Code Areas) designate a unique set of taxing districts. They appear on tax statements. The first two columns list the Tax Code Area and regular, excess and total levy rates within that TCA. The columns to the right list levy types, taxing districts and levy rates. All rates are expressed in dollars per thousand dollars of assessed value. (Totals are accurate, but may not agree to sum of detail because of rounding.)

TCA	Regular Rate/ Excess Rate		County/State of Washington	Levy	District	Rates	
	Regular	Excess				Regular	Excess
03525	\$5.54284075	\$4.82362616	\$0.71647436	City:	FIRE DISTRICT 04	\$1.11959811	\$0.05932923
			Fire:				
			\$1.90938099	EMS:			
Total:	\$10.36646691			Port:	PORT OF EVERETT	\$0.26677766	
				Park:			
TCA Value:	\$7,303,559			Library:	SNOISLE REGIONAL LIBRARY	\$0.31354388	
				Road:	SNOHOMISH COUNTY - ROAD	\$1.12908788	
				School:	SNOHOMISH SCHOOL DIST NO 201		\$4.64696548
				Other:	SNOHOMISH LIBRARY CAP FAC AREA		\$0.07841483
				Other:	VALLEY GENERAL HOSPITAL	\$0.08797788	\$0.03891661
<hr/>							
03529	\$4.15646499	\$4.76429692	\$0.71647436	City:			
			Fire:				
			\$1.90938099	EMS:			
Total:	\$8.92076191			Port:			
				Park:			
TCA Value:	\$6,861,884			Library:	SNOISLE REGIONAL LIBRARY	\$0.31354388	
				Road:	SNOHOMISH COUNTY - ROAD	\$1.12908788	
				School:	SNOHOMISH SCHOOL DIST NO 201		\$4.64696548
				Other:	SNOHOMISH LIBRARY CAP FAC AREA		\$0.07841483
				Other:	VALLEY GENERAL HOSPITAL	\$0.08797788	\$0.03891661
<hr/>							
03643	\$6.00646499	\$4.81268366	\$0.71647436	City:	FIRE DISTRICT 03	\$1.85000000	\$0.04838674
			Fire:				
			\$1.90938099	EMS:			
Total:	\$10.81914865			Port:			
				Park:			
TCA Value:	\$147,190,549			Library:	SNOISLE REGIONAL LIBRARY	\$0.31354388	
				Road:	SNOHOMISH COUNTY - ROAD	\$1.12908788	
				School:	SNOHOMISH SCHOOL DIST NO 201		\$4.64696548
				Other:	SNOHOMISH LIBRARY CAP FAC AREA		\$0.07841483
				Other:	VALLEY GENERAL HOSPITAL	\$0.08797788	\$0.03891661

CONSOLIDATED TAX CODE AREAS & RATES FOR TAX YEAR 2009

"TCA's" (Tax Code Areas) designate a unique set of taxing districts. They appear on tax statements. The first two columns list the Tax Code Area and regular, excess and total levy rates within that TCA. The columns to the right list levy types, taxing districts and levy rates. All rates are expressed in dollars per thousand dollars of assessed value. (Totals are accurate, but may not agree to sum of detail because of rounding.)

TCA	Regular Rate/ Excess Rate		County/State of Washington	Levy	District	Rates	
	Regular	Excess					
03650	\$6.00646499	\$0.71647436		City:			
	\$4.81268366	\$1.90938099		Fire:	FIRE DISTRICT 03	\$1.85000000	\$0.04838674
				EMS:			
Total:	\$10.81914865			Port:			
				Park:			
TCA Value:	\$756,500			Library:	SNOISLE REGIONAL LIBRARY	\$0.31354388	
				Road:	SNOHOMISH COUNTY - ROAD	\$1.12908788	
				School:	SNOHOMISH SCHOOL DIST NO 201		\$4.64696548
				Other:	SNOHOMISH LIBRARY CAP FAC AREA		\$0.07841483
				Other:	VALLEY GENERAL HOSPITAL	\$0.08797788	\$0.03891661
03656	\$5.27606309	\$0.71647436		City:			
	\$4.82362616	\$1.90938099		Fire:	FIRE DISTRICT 04	\$1.11959811	\$0.05932923
				EMS:			
Total:	\$10.09968925			Port:			
				Park:			
TCA Value:	\$41,396,720			Library:	SNOISLE REGIONAL LIBRARY	\$0.31354388	
				Road:	SNOHOMISH COUNTY - ROAD	\$1.12908788	
				School:	SNOHOMISH SCHOOL DIST NO 201		\$4.64696548
				Other:	SNOHOMISH LIBRARY CAP FAC AREA		\$0.07841483
				Other:	VALLEY GENERAL HOSPITAL	\$0.08797788	\$0.03891661
03657	\$5.27606309	\$0.71647436		City:			
	\$4.82362616	\$1.90938099		Fire:	FIRE DISTRICT 04	\$1.11959811	\$0.05932923
				EMS:			
Total:	\$10.09968925			Port:			
				Park:			
TCA Value:	\$316,301,420			Library:	SNOISLE REGIONAL LIBRARY	\$0.31354388	
				Road:	SNOHOMISH COUNTY - ROAD	\$1.12908788	
				School:	SNOHOMISH SCHOOL DIST NO 201		\$4.64696548
				Other:	SNOHOMISH LIBRARY CAP FAC AREA		\$0.07841483
				Other:	VALLEY GENERAL HOSPITAL	\$0.08797788	\$0.03891661

CONSOLIDATED TAX CODE AREAS & RATES FOR TAX YEAR 2009

"TCA's" (Tax Code Areas) designate a unique set of taxing districts. They appear on tax statements. The first two columns list the Tax Code Area and regular, excess and total levy rates within that TCA. The columns to the right list levy types, taxing districts and levy rates. All rates are expressed in dollars per thousand dollars of assessed value. (Totals are accurate, but may not agree to sum of detail because of rounding.)

TCA	Regular Rate/ Excess Rate		County/State of Washington	Levy	District	Rates	
	Regular	Excess				Regular	Excess
03658	\$5.27606309	\$0.71647436		City:			
	\$4.82362616	\$1.90938099		Fire:	FIRE DISTRICT 04	\$1.11959811	\$0.05932923
				EMS:			
Total:	\$10.09968925			Port:			
				Park:			
TCA Value:	\$123,284,406			Library:	SNOISLE REGIONAL LIBRARY	\$0.31354388	
				Road:	SNOHOMISH COUNTY - ROAD	\$1.12908788	
				School:	SNOHOMISH SCHOOL DIST NO 201		\$4.64696548
				Other:	SNOHOMISH LIBRARY CAP FAC AREA		\$0.07841483
				Other:	VALLEY GENERAL HOSPITAL	\$0.08797788	\$0.03891661
<hr/>							
03665	\$5.27606309	\$0.71647436		City:			
	\$4.82362616	\$1.90938099		Fire:	FIRE DISTRICT 04	\$1.11959811	\$0.05932923
				EMS:			
Total:	\$10.09968925			Port:			
				Park:			
TCA Value:	\$1,849,556,598			Library:	SNOISLE REGIONAL LIBRARY	\$0.31354388	
				Road:	SNOHOMISH COUNTY - ROAD	\$1.12908788	
				School:	SNOHOMISH SCHOOL DIST NO 201		\$4.64696548
				Other:	SNOHOMISH LIBRARY CAP FAC AREA		\$0.07841483
				Other:	VALLEY GENERAL HOSPITAL	\$0.08797788	\$0.03891661
<hr/>							
03667	\$5.27606309	\$0.71647436		City:			
	\$4.82362616	\$1.90938099		Fire:	FIRE DISTRICT 04	\$1.11959811	\$0.05932923
				EMS:			
Total:	\$10.09968925			Port:			
				Park:			
TCA Value:	\$315,398,783			Library:	SNOISLE REGIONAL LIBRARY	\$0.31354388	
				Road:	SNOHOMISH COUNTY - ROAD	\$1.12908788	
				School:	SNOHOMISH SCHOOL DIST NO 201		\$4.64696548
				Other:	SNOHOMISH LIBRARY CAP FAC AREA		\$0.07841483
				Other:	VALLEY GENERAL HOSPITAL	\$0.08797788	\$0.03891661

CONSOLIDATED TAX CODE AREAS & RATES FOR TAX YEAR 2009

"TCA's" (Tax Code Areas) designate a unique set of taxing districts. They appear on tax statements. The first two columns list the Tax Code Area and regular, excess and total levy rates within that TCA. The columns to the right list levy types, taxing districts and levy rates. All rates are expressed in dollars per thousand dollars of assessed value. (Totals are accurate, but may not agree to sum of detail because of rounding.)

TCA	Regular Rate/ Excess Rate		County/State of Washington	Levy	District	Rates	
	Regular	Excess				Regular	Excess
03668	\$5.82969866	\$4.76429692	\$0.71647436	City:	FIRE DISTRICT 07	\$1.67323367	
			\$1.90938099	Fire:			
				EMS:			
Total:	\$10.59399558			Port:			
				Park:			
TCA Value:	\$511,756,859			Library:	SNOISLE REGIONAL LIBRARY	\$0.31354388	
				Road:	SNOHOMISH COUNTY - ROAD	\$1.12908788	
				School:	SNOHOMISH SCHOOL DIST NO 201		\$4.64696548
				Other:	SNOHOMISH LIBRARY CAP FAC AREA		\$0.07841483
				Other:	VALLEY GENERAL HOSPITAL	\$0.08797788	\$0.03891661
<hr/>							
03669	\$5.82969866	\$4.76429692	\$0.71647436	City:	FIRE DISTRICT 07	\$1.67323367	
			\$1.90938099	Fire:			
				EMS:			
Total:	\$10.59399558			Port:			
				Park:			
TCA Value:	\$955,202,892			Library:	SNOISLE REGIONAL LIBRARY	\$0.31354388	
				Road:	SNOHOMISH COUNTY - ROAD	\$1.12908788	
				School:	SNOHOMISH SCHOOL DIST NO 201		\$4.64696548
				Other:	SNOHOMISH LIBRARY CAP FAC AREA		\$0.07841483
				Other:	VALLEY GENERAL HOSPITAL	\$0.08797788	\$0.03891661
<hr/>							
03670	\$5.82969866	\$4.76429692	\$0.71647436	City:	FIRE DISTRICT 07	\$1.67323367	
			\$1.90938099	Fire:			
				EMS:			
Total:	\$10.59399558			Port:			
				Park:			
TCA Value:	\$11,764,732			Library:	SNOISLE REGIONAL LIBRARY	\$0.31354388	
				Road:	SNOHOMISH COUNTY - ROAD	\$1.12908788	
				School:	SNOHOMISH SCHOOL DIST NO 201		\$4.64696548
				Other:	SNOHOMISH LIBRARY CAP FAC AREA		\$0.07841483
				Other:	VALLEY GENERAL HOSPITAL	\$0.08797788	\$0.03891661
<hr/>							
03672	\$5.61481747	\$4.72538031	\$0.71647436	City:	FIRE DISTRICT 08 LAKE STEVENS	\$1.54633037	
			\$1.90938099	Fire:			
				EMS:			
Total:	\$10.34019778			Port:			
				Park:			
TCA Value:	\$148,735,169			Library:	SNOISLE REGIONAL LIBRARY	\$0.31354388	
				Road:	SNOHOMISH COUNTY - ROAD	\$1.12908788	
				School:	SNOHOMISH SCHOOL DIST NO 201		\$4.64696548
				Other:	SNOHOMISH LIBRARY CAP FAC AREA		\$0.07841483

CONSOLIDATED TAX CODE AREAS & RATES FOR TAX YEAR 2009

"TCA's" (Tax Code Areas) designate a unique set of taxing districts. They appear on tax statements. The first two columns list the Tax Code Area and regular, excess and total levy rates within that TCA. The columns to the right list levy types, taxing districts and levy rates. All rates are expressed in dollars per thousand dollars of assessed value. (Totals are accurate, but may not agree to sum of detail because of rounding.)

TCA	Regular Rate/ Excess Rate		County/State of Washington	Levy	District	Rates	
	Regular	Excess				Regular	Excess
03674	\$5.61481747	\$4.72538031	\$0.71647436	City:	FIRE DISTRICT 08 LAKE STEVENS	\$1.54633037	
			\$1.90938099	Fire:			
				EMS:			
Total:	\$10.34019778			Port:			
				Park:			
TCA Value:	\$23,396,607			Library:	SNOISLE REGIONAL LIBRARY	\$0.31354388	
				Road:	SNOHOMISH COUNTY - ROAD	\$1.12908788	
				School:	SNOHOMISH SCHOOL DIST NO 201		\$4.64696548
				Other:	SNOHOMISH LIBRARY CAP FAC AREA		\$0.07841483
<hr/>							
03676	\$5.70279535	\$4.76429692	\$0.71647436	City:	FIRE DISTRICT 08 LAKE STEVENS	\$1.54633037	
			\$1.90938099	Fire:			
				EMS:			
Total:	\$10.46709228			Port:			
				Park:			
TCA Value:	\$593,961,585			Library:	SNOISLE REGIONAL LIBRARY	\$0.31354388	
				Road:	SNOHOMISH COUNTY - ROAD	\$1.12908788	
				School:	SNOHOMISH SCHOOL DIST NO 201		\$4.64696548
				Other:	SNOHOMISH LIBRARY CAP FAC AREA		\$0.07841483
				Other:	VALLEY GENERAL HOSPITAL	\$0.08797788	\$0.03891661
<hr/>							
03678	\$5.70279535	\$4.76429692	\$0.71647436	City:	FIRE DISTRICT 08 LAKE STEVENS	\$1.54633037	
			\$1.90938099	Fire:			
				EMS:			
Total:	\$10.46709228			Port:			
				Park:			
TCA Value:	\$42,699,635			Library:	SNOISLE REGIONAL LIBRARY	\$0.31354388	
				Road:	SNOHOMISH COUNTY - ROAD	\$1.12908788	
				School:	SNOHOMISH SCHOOL DIST NO 201		\$4.64696548
				Other:	SNOHOMISH LIBRARY CAP FAC AREA		\$0.07841483
				Other:	VALLEY GENERAL HOSPITAL	\$0.08797788	\$0.03891661
<hr/>							
03682	\$6.06848710	\$4.87043258	\$0.71647436	City:	FIRE DISTRICT 01	\$2.00000000	\$0.14505227
			\$1.90938099	Fire:			
				EMS:			
Total:	\$10.93891969			Port:			
				Park:			
TCA Value:	\$171,454,049			Library:	SNOISLE REGIONAL LIBRARY	\$0.31354388	
				Road:	SNOHOMISH COUNTY - ROAD	\$1.12908788	
				School:	SNOHOMISH SCHOOL DIST NO 201		\$4.64696548
				Other:	SNOHOMISH LIBRARY CAP FAC AREA		\$0.07841483

CONSOLIDATED TAX CODE AREAS & RATES FOR TAX YEAR 2009

"TCA's" (Tax Code Areas) designate a unique set of taxing districts. They appear on tax statements. The first two columns list the Tax Code Area and regular, excess and total levy rates within that TCA. The columns to the right list levy types, taxing districts and levy rates. All rates are expressed in dollars per thousand dollars of assessed value. (Totals are accurate, but may not agree to sum of detail because of rounding.)

TCA	Regular Rate/ Excess Rate		County/State of Washington	Levy	District	Rates	
	Regular	Excess				Regular	Excess
03683	\$6.15646499	\$4.90934919	\$0.71647436	City:	FIRE DISTRICT 01	\$2.00000000	\$0.14505227
			Fire:				
			\$1.90938099	EMS:			
Total:	\$11.06581418			Port:			
				Park:			
TCA Value:	\$148,530,004			Library:	SNOISLE REGIONAL LIBRARY	\$0.31354388	
				Road:	SNOHOMISH COUNTY - ROAD	\$1.12908788	
				School:	SNOHOMISH SCHOOL DIST NO 201		\$4.64696548
				Other:	SNOHOMISH LIBRARY CAP FAC AREA		\$0.07841483
				Other:	VALLEY GENERAL HOSPITAL	\$0.08797788	\$0.03891661
<hr/>							
03687	\$6.15646499	\$4.90934919	\$0.71647436	City:	FIRE DISTRICT 01	\$2.00000000	\$0.14505227
			\$1.90938099	Fire:			
				EMS:			
Total:	\$11.06581418			Port:			
				Park:			
TCA Value:	\$815,478,316			Library:	SNOISLE REGIONAL LIBRARY	\$0.31354388	
				Road:	SNOHOMISH COUNTY - ROAD	\$1.12908788	
				School:	SNOHOMISH SCHOOL DIST NO 201		\$4.64696548
				Other:	SNOHOMISH LIBRARY CAP FAC AREA		\$0.07841483
				Other:	VALLEY GENERAL HOSPITAL	\$0.08797788	\$0.03891661
<hr/>							
03691	\$4.57210372	\$4.76429692	\$0.71647436	City:	FIRE DISTRICT 16	\$0.41563873	
			\$1.90938099	Fire:			
				EMS:			
Total:	\$9.33640064			Port:			
				Park:			
TCA Value:	\$301,077,906			Library:	SNOISLE REGIONAL LIBRARY	\$0.31354388	
				Road:	SNOHOMISH COUNTY - ROAD	\$1.12908788	
				School:	SNOHOMISH SCHOOL DIST NO 201		\$4.64696548
				Other:	SNOHOMISH LIBRARY CAP FAC AREA		\$0.07841483
				Other:	VALLEY GENERAL HOSPITAL	\$0.08797788	\$0.03891661

CONSOLIDATED TAX CODE AREAS & RATES FOR TAX YEAR 2009

"TCA's" (Tax Code Areas) designate a unique set of taxing districts. They appear on tax statements. The first two columns list the Tax Code Area and regular, excess and total levy rates within that TCA. The columns to the right list levy types, taxing districts and levy rates. All rates are expressed in dollars per thousand dollars of assessed value. (Totals are accurate, but may not agree to sum of detail because of rounding.)

TCA	Regular Rate/ Excess Rate		County/State of Washington	Levy	District	Rates				
	Regular	Excess				Regular	Excess			
03693	\$4.57210372	\$4.76429692	\$0.71647436		City: Fire: EMS: Port: Park: Library: Road: School: Other: Other:					
			\$1.90938099		FIRE DISTRICT 16		\$0.41563873			
Total:	\$9.33640064									
TCA Value:	\$6,034,489						\$0.31354388			
							\$1.12908788			
									\$4.64696548	
									\$0.07841483	
							\$0.08797788		\$0.03891661	
03859	\$4.57210372	\$4.31669688	\$0.71647436		City: Fire: EMS: Port: Park: Library: Road: School: Other: Other:					
			\$1.90938099		FIRE DISTRICT 16		\$0.41563873			
Total:	\$8.88880059									
TCA Value:	\$111,805,698						\$0.31354388			
							\$1.12908788			
									\$4.20074252	
									\$0.07703775	
							\$0.08797788		\$0.03891661	
03879	\$4.15646499	\$4.31669688	\$0.71647436		City: Fire: EMS: Port: Park: Library: Road: School: Other: Other:					
			\$1.90938099							
Total:	\$8.47316187									
TCA Value:	\$102,881						\$0.31354388			
							\$1.12908788			
									\$4.20074252	
									\$0.07703775	
							\$0.08797788		\$0.03891661	

CONSOLIDATED TAX CODE AREAS & RATES FOR TAX YEAR 2009

"TCA's" (Tax Code Areas) designate a unique set of taxing districts. They appear on tax statements. The first two columns list the Tax Code Area and regular, excess and total levy rates within that TCA. The columns to the right list levy types, taxing districts and levy rates. All rates are expressed in dollars per thousand dollars of assessed value. (Totals are accurate, but may not agree to sum of detail because of rounding.)

TCA	Regular Rate/ Excess Rate		County/State of Washington	Levy	District	Rates	
	Regular	Excess					
03903	\$4.15646499	\$3.75705049	\$0.71647436	\$1.90938099	City:		
					Fire:		
					EMS:		
Total:	\$7.91351547				Port:		
					Park:	EAST COUNTY PARK AND REC DIST	\$0.03693536
					Library:	SNOISLE REGIONAL LIBRARY	\$0.31354388
TCA Value:	\$111,612,196				Road:	SNOHOMISH COUNTY - ROAD	\$1.12908788
					School:	MONROE SCHOOL DISTRICT NO 103	\$3.53443422
					Other:	MONROE LIBRARY CAP FAC AREA	\$0.14676429
					Other:	VALLEY GENERAL HOSPITAL	\$0.08797788
03904	\$4.15646499	\$3.61028619	\$0.71647436	\$1.90938099	City:		
					Fire:		
					EMS:		
Total:	\$7.76675118				Port:		
					Park:	EAST COUNTY PARK AND REC DIST	\$0.03693536
					Library:	SNOISLE REGIONAL LIBRARY	\$0.31354388
TCA Value:	\$656,200				Road:	SNOHOMISH COUNTY - ROAD	\$1.12908788
					School:	MONROE SCHOOL DISTRICT NO 103	\$3.53443422
					Other:	VALLEY GENERAL HOSPITAL	\$0.08797788
03905	\$4.15646499	\$3.61028619	\$0.71647436	\$1.90938099	City:		
					Fire:		
					EMS:		
Total:	\$7.76675118				Port:		
					Park:	EAST COUNTY PARK AND REC DIST	\$0.03693536
					Library:	SNOISLE REGIONAL LIBRARY	\$0.31354388
TCA Value:	\$35,165,903				Road:	SNOHOMISH COUNTY - ROAD	\$1.12908788
					School:	MONROE SCHOOL DISTRICT NO 103	\$3.53443422
					Other:	VALLEY GENERAL HOSPITAL	\$0.08797788
03939	\$4.15646499	\$3.75705049	\$0.71647436	\$1.90938099	City:		
					Fire:		
					EMS:		
Total:	\$7.91351547				Port:		
					Park:	EAST COUNTY PARK AND REC DIST	\$0.03693536
					Library:	SNOISLE REGIONAL LIBRARY	\$0.31354388
TCA Value:	\$1,535,187				Road:	SNOHOMISH COUNTY - ROAD	\$1.12908788
					School:	MONROE SCHOOL DISTRICT NO 103	\$3.53443422
					Other:	MONROE LIBRARY CAP FAC AREA	\$0.14676429
					Other:	VALLEY GENERAL HOSPITAL	\$0.08797788

CONSOLIDATED TAX CODE AREAS & RATES FOR TAX YEAR 2009

"TCA's" (Tax Code Areas) designate a unique set of taxing districts. They appear on tax statements. The first two columns list the Tax Code Area and regular, excess and total levy rates within that TCA. The columns to the right list levy types, taxing districts and levy rates. All rates are expressed in dollars per thousand dollars of assessed value. (Totals are accurate, but may not agree to sum of detail because of rounding.)

TCA	Regular Rate/ Excess Rate		County/State of Washington	Levy	District	Rates	
	Regular	Excess					
03940	\$5.27606309	\$3.81637972	\$0.71647436	City:	FIRE DISTRICT 04	\$1.11959811	\$0.05932923
			Fire:				
			\$1.90938099	EMS:			
Total:	\$9.09244282			Port:			
				Park:	EAST COUNTY PARK AND REC DIST		\$0.03693536
				Library:	SNOISLE REGIONAL LIBRARY	\$0.31354388	
TCA Value:	\$94,017,732			Road:	SNOHOMISH COUNTY - ROAD	\$1.12908788	
				School:	MONROE SCHOOL DISTRICT NO 103		\$3.53443422
				Other:	MONROE LIBRARY CAP FAC AREA		\$0.14676429
				Other:	VALLEY GENERAL HOSPITAL	\$0.08797788	\$0.03891661
03942	\$4.57210372	\$3.75705049	\$0.71647436	City:	FIRE DISTRICT 16	\$0.41563873	
			Fire:				
			\$1.90938099	EMS:			
Total:	\$8.32915420			Port:			
				Park:	EAST COUNTY PARK AND REC DIST		\$0.03693536
				Library:	SNOISLE REGIONAL LIBRARY	\$0.31354388	
TCA Value:	\$21,105,601			Road:	SNOHOMISH COUNTY - ROAD	\$1.12908788	
				School:	MONROE SCHOOL DISTRICT NO 103		\$3.53443422
				Other:	MONROE LIBRARY CAP FAC AREA		\$0.14676429
				Other:	VALLEY GENERAL HOSPITAL	\$0.08797788	\$0.03891661
03944	\$4.57210372	\$3.75705049	\$0.71647436	City:	FIRE DISTRICT 16	\$0.41563873	
			Fire:				
			\$1.90938099	EMS:			
Total:	\$8.32915420			Port:			
				Park:	EAST COUNTY PARK AND REC DIST		\$0.03693536
				Library:	SNOISLE REGIONAL LIBRARY	\$0.31354388	
TCA Value:	\$13,250,085			Road:	SNOHOMISH COUNTY - ROAD	\$1.12908788	
				School:	MONROE SCHOOL DISTRICT NO 103		\$3.53443422
				Other:	MONROE LIBRARY CAP FAC AREA		\$0.14676429
				Other:	VALLEY GENERAL HOSPITAL	\$0.08797788	\$0.03891661
03953	\$6.00646499	\$3.65867293	\$0.71647436	City:	FIRE DISTRICT 03	\$1.85000000	\$0.04838674
			Fire:				
			\$1.90938099	EMS:			
Total:	\$9.66513792			Port:			
				Park:	EAST COUNTY PARK AND REC DIST		\$0.03693536
				Library:	SNOISLE REGIONAL LIBRARY	\$0.31354388	
TCA Value:	\$74,302,362			Road:	SNOHOMISH COUNTY - ROAD	\$1.12908788	
				School:	MONROE SCHOOL DISTRICT NO 103		\$3.53443422
				Other:	VALLEY GENERAL HOSPITAL	\$0.08797788	\$0.03891661

CONSOLIDATED TAX CODE AREAS & RATES FOR TAX YEAR 2009

"TCA's" (Tax Code Areas) designate a unique set of taxing districts. They appear on tax statements. The first two columns list the Tax Code Area and regular, excess and total levy rates within that TCA. The columns to the right list levy types, taxing districts and levy rates. All rates are expressed in dollars per thousand dollars of assessed value. (Totals are accurate, but may not agree to sum of detail because of rounding.)

TCA	Regular Rate/ Excess Rate		County/State of Washington	Levy	District	Rates	
	Regular	Excess				Regular	Excess
03955	\$6.00646499	\$3.80543722	\$0.71647436	City:	FIRE DISTRICT 03	\$1.85000000	\$0.04838674
			Fire:				
			\$1.90938099	EMS:			
Total:	\$9.81190221			Port:			
				Park:	EAST COUNTY PARK AND REC DIST		\$0.03693536
				Library:	SNOISLE REGIONAL LIBRARY	\$0.31354388	
TCA Value:	\$152,278,816			Road:	SNOHOMISH COUNTY - ROAD	\$1.12908788	
				School:	MONROE SCHOOL DISTRICT NO 103		\$3.53443422
				Other:	MONROE LIBRARY CAP FAC AREA		\$0.14676429
				Other:	VALLEY GENERAL HOSPITAL	\$0.08797788	\$0.03891661
03957	\$6.00646499	\$3.65867293	\$0.71647436	City:	FIRE DISTRICT 03	\$1.85000000	\$0.04838674
			Fire:				
			\$1.90938099	EMS:			
Total:	\$9.66513792			Port:			
				Park:	EAST COUNTY PARK AND REC DIST		\$0.03693536
				Library:	SNOISLE REGIONAL LIBRARY	\$0.31354388	
TCA Value:	\$81,576,903			Road:	SNOHOMISH COUNTY - ROAD	\$1.12908788	
				School:	MONROE SCHOOL DISTRICT NO 103		\$3.53443422
				Other:	MONROE LIBRARY CAP FAC AREA		\$0.14676429
				Other:	VALLEY GENERAL HOSPITAL	\$0.08797788	\$0.03891661
03971	\$6.00646499	\$3.80543722	\$0.71647436	City:	FIRE DISTRICT 03	\$1.85000000	\$0.04838674
			Fire:				
			\$1.90938099	EMS:			
Total:	\$9.81190221			Port:			
				Park:	EAST COUNTY PARK AND REC DIST		\$0.03693536
				Library:	SNOISLE REGIONAL LIBRARY	\$0.31354388	
TCA Value:	\$744,652,548			Road:	SNOHOMISH COUNTY - ROAD	\$1.12908788	
				School:	MONROE SCHOOL DISTRICT NO 103		\$3.53443422
				Other:	MONROE LIBRARY CAP FAC AREA		\$0.14676429
				Other:	VALLEY GENERAL HOSPITAL	\$0.08797788	\$0.03891661
03973	\$6.00646499	\$3.80543722	\$0.71647436	City:	FIRE DISTRICT 03	\$1.85000000	\$0.04838674
			Fire:				
			\$1.90938099	EMS:			
Total:	\$9.81190221			Port:			
				Park:	EAST COUNTY PARK AND REC DIST		\$0.03693536
				Library:	SNOISLE REGIONAL LIBRARY	\$0.31354388	
TCA Value:	\$433,872,626			Road:	SNOHOMISH COUNTY - ROAD	\$1.12908788	
				School:	MONROE SCHOOL DISTRICT NO 103		\$3.53443422
				Other:	MONROE LIBRARY CAP FAC AREA		\$0.14676429
				Other:	VALLEY GENERAL HOSPITAL	\$0.08797788	\$0.03891661

CONSOLIDATED TAX CODE AREAS & RATES FOR TAX YEAR 2009

"TCA's" (Tax Code Areas) designate a unique set of taxing districts. They appear on tax statements. The first two columns list the Tax Code Area and regular, excess and total levy rates within that TCA. The columns to the right list levy types, taxing districts and levy rates. All rates are expressed in dollars per thousand dollars of assessed value. (Totals are accurate, but may not agree to sum of detail because of rounding.)

TCA	Regular Rate/ Excess Rate		County/State of Washington	Levy	District	Rates	
	Regular	Excess				Regular	Excess
03989	\$5.94372875	\$3.75705049	\$0.71647436	City:	FIRE DISTRICT 05	\$1.78726377	
			Fire:				
			\$1.90938099	EMS:			
Total:	\$9.70077924			Port:			
				Park:	EAST COUNTY PARK AND REC DIST		\$0.03693536
				Library:	SNOISLE REGIONAL LIBRARY	\$0.31354388	
TCA Value:	\$14,693,796			Road:	SNOHOMISH COUNTY - ROAD	\$1.12908788	
				School:	MONROE SCHOOL DISTRICT NO 103		\$3.53443422
				Other:	MONROE LIBRARY CAP FAC AREA		\$0.14676429
				Other:	VALLEY GENERAL HOSPITAL	\$0.08797788	\$0.03891661
03990	\$5.94372875	\$3.75705049	\$0.71647436	City:	FIRE DISTRICT 05	\$1.78726377	
			Fire:				
			\$1.90938099	EMS:			
Total:	\$9.70077924			Port:			
				Park:	EAST COUNTY PARK AND REC DIST		\$0.03693536
				Library:	SNOISLE REGIONAL LIBRARY	\$0.31354388	
TCA Value:	\$8,325,255			Road:	SNOHOMISH COUNTY - ROAD	\$1.12908788	
				School:	MONROE SCHOOL DISTRICT NO 103		\$3.53443422
				Other:	MONROE LIBRARY CAP FAC AREA		\$0.14676429
				Other:	VALLEY GENERAL HOSPITAL	\$0.08797788	\$0.03891661
03992	\$5.82969866	\$3.61028619	\$0.71647436	City:	FIRE DISTRICT 07	\$1.67323367	
			Fire:				
			\$1.90938099	EMS:			
Total:	\$9.43998485			Port:			
				Park:	EAST COUNTY PARK AND REC DIST		\$0.03693536
				Library:	SNOISLE REGIONAL LIBRARY	\$0.31354388	
TCA Value:	\$1,574,858,015			Road:	SNOHOMISH COUNTY - ROAD	\$1.12908788	
				School:	MONROE SCHOOL DISTRICT NO 103		\$3.53443422
				Other:	VALLEY GENERAL HOSPITAL	\$0.08797788	\$0.03891661
03994	\$5.82969866	\$3.61028619	\$0.71647436	City:	FIRE DISTRICT 07	\$1.67323367	
			Fire:				
			\$1.90938099	EMS:			
Total:	\$9.43998485			Port:			
				Park:	EAST COUNTY PARK AND REC DIST		\$0.03693536
				Library:	SNOISLE REGIONAL LIBRARY	\$0.31354388	
TCA Value:	\$47,660,419			Road:	SNOHOMISH COUNTY - ROAD	\$1.12908788	
				School:	MONROE SCHOOL DISTRICT NO 103		\$3.53443422
				Other:	VALLEY GENERAL HOSPITAL	\$0.08797788	\$0.03891661

CONSOLIDATED TAX CODE AREAS & RATES FOR TAX YEAR 2009

"TCA's" (Tax Code Areas) designate a unique set of taxing districts. They appear on tax statements. The first two columns list the Tax Code Area and regular, excess and total levy rates within that TCA. The columns to the right list levy types, taxing districts and levy rates. All rates are expressed in dollars per thousand dollars of assessed value. (Totals are accurate, but may not agree to sum of detail because of rounding.)

TCA	Regular Rate/ Excess Rate		County/State of Washington	Levy	District	Rates	
	Regular	Excess				Regular	Excess
03997	\$5.82969866	\$3.65176566	\$0.71647436	City:	FIRE DISTRICT 07	\$1.67323367	
			\$1.90938099	Fire:			
				EMS:			
Total:	\$9.48146432			Port:			
				Park:			
TCA Value:	\$24,996,059			Library:	SNOISLE REGIONAL LIBRARY	\$0.31354388	
				Road:	SNOHOMISH COUNTY - ROAD	\$1.12908788	
				School:	MONROE SCHOOL DISTRICT NO 103		\$3.53443422
				Other:	SNOHOMISH LIBRARY CAP FAC AREA		\$0.07841483
				Other:	VALLEY GENERAL HOSPITAL	\$0.08797788	\$0.03891661
04110	\$5.74172078	\$3.51728536	\$0.71647436	City:	FIRE DISTRICT 07	\$1.67323367	
			\$1.90938099	Fire:			
				EMS:			
Total:	\$9.25900614			Port:			
				Park:	EAST COUNTY PARK AND REC DIST		\$0.03693536
TCA Value:	\$8,304,745			Library:	SNOISLE REGIONAL LIBRARY	\$0.31354388	
				Road:	SNOHOMISH COUNTY - ROAD	\$1.12908788	
				School:	NORTHSHORE SCHOOL DIST NO 417		\$3.48035000
04117	\$5.22116946	\$3.57964613	\$0.71647436	City:	FIRE DISTRICT 10	\$1.07464697	
			\$1.90938099	Fire:			
				EMS:			
Total:	\$8.80081559			Port:			
				Park:	NORTHSHORE PARK AND RECREATION		\$0.01337000
TCA Value:	\$385,610,809			Library:	SNOISLE REGIONAL LIBRARY	\$0.31354388	
				Road:	SNOHOMISH COUNTY - ROAD	\$1.12908788	
				School:	NORTHSHORE SCHOOL DIST NO 417		\$3.48035000
				Other:	STEVENS MEMORIAL HOSPITAL	\$0.07803539	\$0.08592613
04118	\$6.14652249	\$3.72469840	\$0.71647436	City:	FIRE DISTRICT 01	\$2.00000000	\$0.14505227
			\$1.90938099	Fire:			
				EMS:			
Total:	\$9.87122089			Port:			
				Park:	NORTHSHORE PARK AND RECREATION		\$0.01337000
TCA Value:	\$444,798,492			Library:	SNOISLE REGIONAL LIBRARY	\$0.31354388	
				Road:	SNOHOMISH COUNTY - ROAD	\$1.12908788	
				School:	NORTHSHORE SCHOOL DIST NO 417		\$3.48035000
				Other:	STEVENS MEMORIAL HOSPITAL	\$0.07803539	\$0.08592613

CONSOLIDATED TAX CODE AREAS & RATES FOR TAX YEAR 2009

"TCA's" (Tax Code Areas) designate a unique set of taxing districts. They appear on tax statements. The first two columns list the Tax Code Area and regular, excess and total levy rates within that TCA. The columns to the right list levy types, taxing districts and levy rates. All rates are expressed in dollars per thousand dollars of assessed value. (Totals are accurate, but may not agree to sum of detail because of rounding.)

TCA	Regular Rate/ Excess Rate	County/State of Washington	Levy	District	Rates	
					Regular	Excess
04129	\$5.14313408 \$3.49372000	\$0.71647436 \$1.90938099	City: Fire: EMS: Port:	FIRE DISTRICT 10	\$1.07464697	
Total:	\$8.63685408		Park: Library:	NORTHSHORE PARK AND RECREATION SNOISLE REGIONAL LIBRARY		\$0.01337000
TCA Value:	\$611,310,508		Road: School:	SNOHOMISH COUNTY - ROAD NORTHSHORE SCHOOL DIST NO 417	\$0.31354388 \$1.12908788	\$3.48035000
04130	\$5.74172078 \$3.49372000	\$0.71647436 \$1.90938099	City: Fire: EMS: Port:	FIRE DISTRICT 07	\$1.67323367	
Total:	\$9.23544078		Park: Library:	NORTHSHORE PARK AND RECREATION SNOISLE REGIONAL LIBRARY		\$0.01337000
TCA Value:	\$133,777,359		Road: School:	SNOHOMISH COUNTY - ROAD NORTHSHORE SCHOOL DIST NO 417	\$0.31354388 \$1.12908788	\$3.48035000
04131	\$5.82969866 \$3.53263661	\$0.71647436 \$1.90938099	City: Fire: EMS: Port:	FIRE DISTRICT 07	\$1.67323367	
Total:	\$9.36233527		Park: Library:	NORTHSHORE PARK AND RECREATION SNOISLE REGIONAL LIBRARY		\$0.01337000
TCA Value:	\$68,966,640		Road: School: Other:	SNOHOMISH COUNTY - ROAD NORTHSHORE SCHOOL DIST NO 417 VALLEY GENERAL HOSPITAL	\$0.31354388 \$1.12908788 \$0.08797788	\$3.48035000 \$0.03891661
04132	\$5.82969866 \$3.53263661	\$0.71647436 \$1.90938099	City: Fire: EMS: Port:	FIRE DISTRICT 07	\$1.67323367	
Total:	\$9.36233527		Park: Library:	NORTHSHORE PARK AND RECREATION SNOISLE REGIONAL LIBRARY		\$0.01337000
TCA Value:	\$109,119,350		Road: School: Other:	SNOHOMISH COUNTY - ROAD NORTHSHORE SCHOOL DIST NO 417 VALLEY GENERAL HOSPITAL	\$0.31354388 \$1.12908788 \$0.08797788	\$3.48035000 \$0.03891661

CONSOLIDATED TAX CODE AREAS & RATES FOR TAX YEAR 2009

"TCA's" (Tax Code Areas) designate a unique set of taxing districts. They appear on tax statements. The first two columns list the Tax Code Area and regular, excess and total levy rates within that TCA. The columns to the right list levy types, taxing districts and levy rates. All rates are expressed in dollars per thousand dollars of assessed value. (Totals are accurate, but may not agree to sum of detail because of rounding.)

TCA	Regular Rate/ Excess Rate	County/State of Washington	Levy	District	Rates	
					Regular	Excess
04133	\$5.74172078 \$3.49372000	\$0.71647436 \$1.90938099	City: Fire: EMS: Port: Park: Library: Road: School:	FIRE DISTRICT 07	\$1.67323367	
Total:	\$9.23544078			NORTHSHORE PARK AND RECREATION		\$0.01337000
TCA Value:	\$2,420,828,782			SNOISLE REGIONAL LIBRARY	\$0.31354388	
				SNOHOMISH COUNTY - ROAD	\$1.12908788	
				NORTHSHORE SCHOOL DIST NO 417		\$3.48035000
04134	\$5.74172078 \$3.49372000	\$0.71647436 \$1.90938099	City: Fire: EMS: Port: Park: Library: Road: School:	FIRE DISTRICT 07	\$1.67323367	
Total:	\$9.23544078			NORTHSHORE PARK AND RECREATION		\$0.01337000
TCA Value:	\$411,213,820			SNOISLE REGIONAL LIBRARY	\$0.31354388	
				SNOHOMISH COUNTY - ROAD	\$1.12908788	
				NORTHSHORE SCHOOL DIST NO 417		\$3.48035000
04135	\$5.82969866 \$3.53263661	\$0.71647436 \$1.90938099	City: Fire: EMS: Port: Park: Library: Road: School: Other:	FIRE DISTRICT 07	\$1.67323367	
Total:	\$9.36233527			NORTHSHORE PARK AND RECREATION		\$0.01337000
TCA Value:	\$6,967,109			SNOISLE REGIONAL LIBRARY	\$0.31354388	
				SNOHOMISH COUNTY - ROAD	\$1.12908788	
				NORTHSHORE SCHOOL DIST NO 417		\$3.48035000
				VALLEY GENERAL HOSPITAL	\$0.08797788	\$0.03891661
05030	\$4.60107717 \$4.12817723	\$0.71647436 \$1.90938099	City: Fire: EMS: Port: Park: Library: Road: School:	FIRE DISTRICT 08 LAKE STEVENS	\$0.26581241	
Total:	\$8.72925440			PORT OF EVERETT	\$0.26677766	
TCA Value:	\$70,800			SNOISLE REGIONAL LIBRARY	\$0.31354388	
				SNOHOMISH COUNTY - ROAD	\$1.12908788	
				EVERETT SCHOOL DISTRICT NO 2		\$4.12817723

CONSOLIDATED TAX CODE AREAS & RATES FOR TAX YEAR 2009

"TCA's" (Tax Code Areas) designate a unique set of taxing districts. They appear on tax statements. The first two columns list the Tax Code Area and regular, excess and total levy rates within that TCA. The columns to the right list levy types, taxing districts and levy rates. All rates are expressed in dollars per thousand dollars of assessed value. (Totals are accurate, but may not agree to sum of detail because of rounding.)

TCA	Regular Rate/ Excess Rate	County/State of Washington	Levy	District	Rates	
					Regular	Excess
05040	\$4.32327714 \$4.01482862	\$0.71647436 \$1.90938099	City: Fire: EMS: Port: Park:	FIRE DISTRICT 17	\$0.25479004	
Total:	\$8.33810576		Library: Road: School:	SNOISLE REGIONAL LIBRARY SNOHOMISH COUNTY - ROAD LAKE STEVENS SCHOOL DIST NO 4	\$0.31354388 \$1.12908788	\$4.01482862
TCA Value:	\$623,400					
05042	\$4.41511266 \$4.01482862	\$0.71647436 \$1.90938099	City: Fire: EMS: Port: Park:	FIRE DISTRICT 22	\$0.34662555	
Total:	\$8.42994128		Library: Road: School:	SNOISLE REGIONAL LIBRARY SNOHOMISH COUNTY - ROAD LAKE STEVENS SCHOOL DIST NO 4	\$0.31354388 \$1.12908788	\$4.01482862
TCA Value:	\$2,078,000					
05044	\$4.33429951 \$4.01482862	\$0.71647436 \$1.90938099	City: Fire: EMS: Port: Park:	FIRE DISTRICT 08 LAKE STEVENS	\$0.26581241	
Total:	\$8.34912813		Library: Road: School:	SNOISLE REGIONAL LIBRARY SNOHOMISH COUNTY - ROAD LAKE STEVENS SCHOOL DIST NO 4	\$0.31354388 \$1.12908788	\$4.01482862
TCA Value:	\$9,740,000					
05046	\$4.42227739 \$4.05374523	\$0.71647436 \$1.90938099	City: Fire: EMS: Port: Park:	FIRE DISTRICT 08 LAKE STEVENS	\$0.26581241	
Total:	\$8.47602262		Library: Road: School: Other:	SNOISLE REGIONAL LIBRARY SNOHOMISH COUNTY - ROAD LAKE STEVENS SCHOOL DIST NO 4 VALLEY GENERAL HOSPITAL	\$0.31354388 \$1.12908788 \$0.08797788	\$4.01482862 \$0.03891661
TCA Value:	\$17,700					

CONSOLIDATED TAX CODE AREAS & RATES FOR TAX YEAR 2009

"TCA's" (Tax Code Areas) designate a unique set of taxing districts. They appear on tax statements. The first two columns list the Tax Code Area and regular, excess and total levy rates within that TCA. The columns to the right list levy types, taxing districts and levy rates. All rates are expressed in dollars per thousand dollars of assessed value. (Totals are accurate, but may not agree to sum of detail because of rounding.)

TCA	Regular Rate/ Excess Rate		County/State of Washington	Levy	District	Rates		
	Regular	Excess				Regular	Excess	
05048	\$4.33429951	\$4.01482862	\$0.71647436	\$1.90938099	City: Fire: EMS: Port: Park: Library: Road: School:	FIRE DISTRICT 08 LAKE STEVENS	\$0.26581241	
Total:	\$8.34912813							
TCA Value:	\$6,200,300					SNOISLE REGIONAL LIBRARY SNOHOMISH COUNTY - ROAD LAKE STEVENS SCHOOL DIST NO 4	\$0.31354388 \$1.12908788	\$4.01482862
05068	\$4.41244680	\$3.39819343	\$0.71647436	\$1.90938099	City: Fire: EMS: Port: Park: Library: Road: School:	FIRE DISTRICT 14 (NORTH COUNTY FIRE)	\$0.34395970	
Total:	\$7.81064023							
TCA Value:	\$369,000					SNOISLE REGIONAL LIBRARY SNOHOMISH COUNTY - ROAD ARLINGTON SCHOOL DIST NO 16	\$0.31354388 \$1.12908788	\$3.39819343
05070	\$4.41244680	\$3.39819343	\$0.71647436	\$1.90938099	City: Fire: EMS: Port: Park: Library: Road: School:	FIRE DISTRICT 14 (NORTH COUNTY FIRE)	\$0.34395970	
Total:	\$7.81064023							
TCA Value:	\$445,800					SNOISLE REGIONAL LIBRARY SNOHOMISH COUNTY - ROAD ARLINGTON SCHOOL DIST NO 16	\$0.31354388 \$1.12908788	\$3.39819343
05074	\$4.32327714	\$3.39819343	\$0.71647436	\$1.90938099	City: Fire: EMS: Port: Park: Library: Road: School:	FIRE DISTRICT 17	\$0.25479004	
Total:	\$7.72147057							
TCA Value:	\$2,800					SNOISLE REGIONAL LIBRARY SNOHOMISH COUNTY - ROAD ARLINGTON SCHOOL DIST NO 16	\$0.31354388 \$1.12908788	\$3.39819343

CONSOLIDATED TAX CODE AREAS & RATES FOR TAX YEAR 2009

"TCA's" (Tax Code Areas) designate a unique set of taxing districts. They appear on tax statements. The first two columns list the Tax Code Area and regular, excess and total levy rates within that TCA. The columns to the right list levy types, taxing districts and levy rates. All rates are expressed in dollars per thousand dollars of assessed value. (Totals are accurate, but may not agree to sum of detail because of rounding.)

TCA	Regular Rate/ Excess Rate	County/State of Washington	Levy	District	Rates	
					Regular	Excess
05082	\$4.41223276 \$3.39819343	\$0.71647436 \$1.90938099	City: Fire: EMS: Port: Park:	FIRE DISTRICT 19	\$0.34374566	
Total:	\$7.81042619		Library: Road: School:	SNOISLE REGIONAL LIBRARY SNOHOMISH COUNTY - ROAD ARLINGTON SCHOOL DIST NO 16	\$0.31354388 \$1.12908788	\$3.39819343
TCA Value:	\$1,849,000					
05083	\$4.47263536 \$3.39819343	\$0.71647436 \$1.90938099	City: Fire: EMS: Port: Park:	FIRE DISTRICT 21	\$0.40414826	
Total:	\$7.87082879		Library: Road: School:	SNOISLE REGIONAL LIBRARY SNOHOMISH COUNTY - ROAD ARLINGTON SCHOOL DIST NO 16	\$0.31354388 \$1.12908788	\$3.39819343
TCA Value:	\$1,693,000					
05086	\$4.47263536 \$3.39819343	\$0.71647436 \$1.90938099	City: Fire: EMS: Port: Park:	FIRE DISTRICT 21	\$0.40414826	
Total:	\$7.87082879		Library: Road: School:	SNOISLE REGIONAL LIBRARY SNOHOMISH COUNTY - ROAD ARLINGTON SCHOOL DIST NO 16	\$0.31354388 \$1.12908788	\$3.39819343
TCA Value:	\$3,681,200					
05090	\$4.41511266 \$3.39819343	\$0.71647436 \$1.90938099	City: Fire: EMS: Port: Park:	FIRE DISTRICT 22	\$0.34662555	
Total:	\$7.81330609		Library: Road: School:	SNOISLE REGIONAL LIBRARY SNOHOMISH COUNTY - ROAD ARLINGTON SCHOOL DIST NO 16	\$0.31354388 \$1.12908788	\$3.39819343
TCA Value:	\$6,597,500					

CONSOLIDATED TAX CODE AREAS & RATES FOR TAX YEAR 2009

"TCA's" (Tax Code Areas) designate a unique set of taxing districts. They appear on tax statements. The first two columns list the Tax Code Area and regular, excess and total levy rates within that TCA. The columns to the right list levy types, taxing districts and levy rates. All rates are expressed in dollars per thousand dollars of assessed value. (Totals are accurate, but may not agree to sum of detail because of rounding.)

TCA	Regular Rate/ Excess Rate		County/State of Washington	Levy	District	Rates	
	Regular	Excess				Regular	Excess
05094	\$4.69978517	\$4.05438893	\$0.71647436	City:	FIRE DISTRICT 18	\$0.36649167	
		\$1.90938099	Fire:				
			EMS:				
Total:	\$8.75417410		Port:				
			Park:				
			Library:				
TCA Value:	\$27,391,200		Road:	SNOISLE REGIONAL LIBRARY	\$0.31354388		
			School:	SNOHOMISH COUNTY - ROAD	\$1.12908788		
			Other:	ARLINGTON SCHOOL DIST NO 16			\$3.39819343
				CASCADE VALLEY HOSPITAL	\$0.26480641		\$0.65619550
<hr/>							
05098	\$4.67703917	\$4.05438893	\$0.71647436	City:	FIRE DISTRICT 19	\$0.34374566	
		\$1.90938099	Fire:				
			EMS:				
Total:	\$8.73142810		Port:				
			Park:				
			Library:				
TCA Value:	\$8,290,900		Road:	SNOISLE REGIONAL LIBRARY	\$0.31354388		
			School:	SNOHOMISH COUNTY - ROAD	\$1.12908788		
			Other:	ARLINGTON SCHOOL DIST NO 16			\$3.39819343
				CASCADE VALLEY HOSPITAL	\$0.26480641		\$0.65619550
<hr/>							
05102	\$4.73744176	\$4.05438893	\$0.71647436	City:	FIRE DISTRICT 21	\$0.40414826	
		\$1.90938099	Fire:				
			EMS:				
Total:	\$8.79183070		Port:				
			Park:				
			Library:				
TCA Value:	\$25,936,400		Road:	SNOISLE REGIONAL LIBRARY	\$0.31354388		
			School:	SNOHOMISH COUNTY - ROAD	\$1.12908788		
			Other:	ARLINGTON SCHOOL DIST NO 16			\$3.39819343
				CASCADE VALLEY HOSPITAL	\$0.26480641		\$0.65619550
<hr/>							
05105	\$4.73744176	\$4.05438893	\$0.71647436	City:	FIRE DISTRICT 21	\$0.40414826	
		\$1.90938099	Fire:				
			EMS:				
Total:	\$8.79183070		Port:				
			Park:				
			Library:				
TCA Value:	\$11,667,800		Road:	SNOISLE REGIONAL LIBRARY	\$0.31354388		
			School:	SNOHOMISH COUNTY - ROAD	\$1.12908788		
			Other:	ARLINGTON SCHOOL DIST NO 16			\$3.39819343
				CASCADE VALLEY HOSPITAL	\$0.26480641		\$0.65619550

CONSOLIDATED TAX CODE AREAS & RATES FOR TAX YEAR 2009

"TCA's" (Tax Code Areas) designate a unique set of taxing districts. They appear on tax statements. The first two columns list the Tax Code Area and regular, excess and total levy rates within that TCA. The columns to the right list levy types, taxing districts and levy rates. All rates are expressed in dollars per thousand dollars of assessed value. (Totals are accurate, but may not agree to sum of detail because of rounding.)

TCA	Regular Rate/ Excess Rate	County/State of Washington	Levy	District	Rates	
					Regular	Excess
05106	\$4.70825489 \$4.05438893	\$0.71647436 \$1.90938099	City: Fire: EMS: Port: Park:	FIRE DISTRICT 25	\$0.37496138	
Total:	\$8.76264382		Library: Road: School: Other:	SNOISLE REGIONAL LIBRARY SNOHOMISH COUNTY - ROAD ARLINGTON SCHOOL DIST NO 16 CASCADE VALLEY HOSPITAL	\$0.31354388 \$1.12908788 \$0.26480641	\$3.39819343 \$0.65619550
TCA Value:	\$8,319,300					
05112	\$4.60107717 \$4.53261706	\$0.71647436 \$1.90938099	City: Fire: EMS: Port: Park:	FIRE DISTRICT 08 LAKE STEVENS PORT OF EVERETT	\$0.26581241 \$0.26677766	
Total:	\$9.13369423		Library: Road: School:	SNOISLE REGIONAL LIBRARY SNOHOMISH COUNTY - ROAD MARYSVILLE SCHOOL DIST NO 25	\$0.31354388 \$1.12908788	\$4.53261706
TCA Value:	\$0					
05118	\$4.31848710 \$4.53261706	\$0.71647436 \$1.90938099	City: Fire: EMS: Port: Park:	FIRE DISTRICT 15	\$0.25000000	
Total:	\$8.85110417		Library: Road: School:	SNOISLE REGIONAL LIBRARY SNOHOMISH COUNTY - ROAD MARYSVILLE SCHOOL DIST NO 25	\$0.31354388 \$1.12908788	\$4.53261706
TCA Value:	\$16,669,300					
05122	\$4.32327714 \$4.53261706	\$0.71647436 \$1.90938099	City: Fire: EMS: Port: Park:	FIRE DISTRICT 17	\$0.25479004	
Total:	\$8.85589420		Library: Road: School:	SNOISLE REGIONAL LIBRARY SNOHOMISH COUNTY - ROAD MARYSVILLE SCHOOL DIST NO 25	\$0.31354388 \$1.12908788	\$4.53261706
TCA Value:	\$436,900					

CONSOLIDATED TAX CODE AREAS & RATES FOR TAX YEAR 2009

"TCA's" (Tax Code Areas) designate a unique set of taxing districts. They appear on tax statements. The first two columns list the Tax Code Area and regular, excess and total levy rates within that TCA. The columns to the right list levy types, taxing districts and levy rates. All rates are expressed in dollars per thousand dollars of assessed value. (Totals are accurate, but may not agree to sum of detail because of rounding.)

TCA	Regular Rate/ Excess Rate	County/State of Washington	Levy	District	Rates	
					Regular	Excess
05124	\$4.56848710 \$4.53261706	\$0.71647436 \$1.90938099	City: Fire: EMS: Port: Park:	FIRE DISTRICT 12	\$0.50000000	
Total:	\$9.10110417		Library: Road: School:	SNOISLE REGIONAL LIBRARY SNOHOMISH COUNTY - ROAD MARYSVILLE SCHOOL DIST NO 25	\$0.31354388 \$1.12908788	\$4.53261706
TCA Value:	\$7,220,600					
05130	\$4.41511266 \$4.53261706	\$0.71647436 \$1.90938099	City: Fire: EMS: Port: Park:	FIRE DISTRICT 22	\$0.34662555	
Total:	\$8.94772972		Library: Road: School:	SNOISLE REGIONAL LIBRARY SNOHOMISH COUNTY - ROAD MARYSVILLE SCHOOL DIST NO 25	\$0.31354388 \$1.12908788	\$4.53261706
TCA Value:	\$15,950,100					
05146	\$4.73744176 \$5.18881256	\$0.71647436 \$1.90938099	City: Fire: EMS: Port: Park:	FIRE DISTRICT 21	\$0.40414826	
Total:	\$9.92625433		Library: Road: School: Other:	SNOISLE REGIONAL LIBRARY SNOHOMISH COUNTY - ROAD MARYSVILLE SCHOOL DIST NO 25 CASCADE VALLEY HOSPITAL	\$0.31354388 \$1.12908788 \$0.26480641	\$4.53261706 \$0.65619550
TCA Value:	\$297,400					
05150	\$4.59473079 \$1.48034040	\$0.71647436 \$1.90938099	City: Fire: EMS: Port: Park:	FIRE DISTRICT 28	\$0.43826580	
Total:	\$6.07507119		Library: Road: School: Other:	SNOISLE REGIONAL LIBRARY SNOHOMISH COUNTY - ROAD INDEX SCHOOL DISTRICT NO 63 VALLEY GENERAL HOSPITAL	\$0.31354388 \$1.12908788 \$0.08797788	\$1.44142379 \$0.03891661
TCA Value:	\$4,133,800					

CONSOLIDATED TAX CODE AREAS & RATES FOR TAX YEAR 2009

"TCA's" (Tax Code Areas) designate a unique set of taxing districts. They appear on tax statements. The first two columns list the Tax Code Area and regular, excess and total levy rates within that TCA. The columns to the right list levy types, taxing districts and levy rates. All rates are expressed in dollars per thousand dollars of assessed value. (Totals are accurate, but may not agree to sum of detail because of rounding.)

TCA	Regular Rate/ Excess Rate	County/State of Washington	Levy	District	Rates	
					Regular	Excess
05152	\$4.59473079 \$1.48034040	\$0.71647436 \$1.90938099	City: Fire: EMS: Port: Park:	FIRE DISTRICT 28	\$0.43826580	
Total:	\$6.07507119		Library: Road: School: Other:	SNOISLE REGIONAL LIBRARY SNOHOMISH COUNTY - ROAD INDEX SCHOOL DISTRICT NO 63 VALLEY GENERAL HOSPITAL	\$0.31354388 \$1.12908788 \$0.08797788	\$1.44142379 \$0.03891661
TCA Value:	\$416,000					
05174	\$4.41223276 \$3.71646307	\$0.71647436 \$1.90938099	City: Fire: EMS: Port: Park:	FIRE DISTRICT 19	\$0.34374566	
Total:	\$8.12869583		Library: Road: School:	SNOISLE REGIONAL LIBRARY SNOHOMISH COUNTY - ROAD LAKEWOOD SCHOOL DIST NO 306	\$0.31354388 \$1.12908788	\$3.71646307
TCA Value:	\$781,800					
05177	\$4.56848710 \$3.71646307	\$0.71647436 \$1.90938099	City: Fire: EMS: Port: Park:	FIRE DISTRICT 12	\$0.50000000	
Total:	\$8.28495018		Library: Road: School:	SNOISLE REGIONAL LIBRARY SNOHOMISH COUNTY - ROAD LAKEWOOD SCHOOL DIST NO 306	\$0.31354388 \$1.12908788	\$3.71646307
TCA Value:	\$7,530,600					
05190	\$4.67703917 \$4.37265857	\$0.71647436 \$1.90938099	City: Fire: EMS: Port: Park:	FIRE DISTRICT 19	\$0.34374566	
Total:	\$9.04969774		Library: Road: School: Other:	SNOISLE REGIONAL LIBRARY SNOHOMISH COUNTY - ROAD LAKEWOOD SCHOOL DIST NO 306 CASCADE VALLEY HOSPITAL	\$0.31354388 \$1.12908788 \$0.26480641	\$3.71646307 \$0.65619550
TCA Value:	\$489,600					

CONSOLIDATED TAX CODE AREAS & RATES FOR TAX YEAR 2009

"TCA's" (Tax Code Areas) designate a unique set of taxing districts. They appear on tax statements. The first two columns list the Tax Code Area and regular, excess and total levy rates within that TCA. The columns to the right list levy types, taxing districts and levy rates. All rates are expressed in dollars per thousand dollars of assessed value. (Totals are accurate, but may not agree to sum of detail because of rounding.)

TCA	Regular Rate/ Excess Rate		County/State of Washington	Levy	District	Rates	
	Regular	Excess				Regular	Excess
05214	\$4.63468673	\$3.99764077	\$0.71647436		City: Fire: EMS: Port: Park: Library: Road: School: Other:		
			\$1.90938099		FIRE DISTRICT 24	\$0.30139322	
Total:	\$8.63232750						
TCA Value:	\$12,342,000				SNOISLE REGIONAL LIBRARY SNOHOMISH COUNTY - ROAD DARRINGTON SCHOOL DIST NO 330 CASCADE VALLEY HOSPITAL	\$0.31354388 \$1.12908788 \$0.26480641	\$3.34144527 \$0.65619550
05218	\$4.70825489	\$3.99764077	\$0.71647436		City: Fire: EMS: Port: Park: Library: Road: School: Other:		
			\$1.90938099		FIRE DISTRICT 25	\$0.37496138	
Total:	\$8.70589566						
TCA Value:	\$442,900				SNOISLE REGIONAL LIBRARY SNOHOMISH COUNTY - ROAD DARRINGTON SCHOOL DIST NO 330 CASCADE VALLEY HOSPITAL	\$0.31354388 \$1.12908788 \$0.26480641	\$3.34144527 \$0.65619550
05224	\$4.15646499	\$4.31669688	\$0.71647436		City: Fire: EMS: Port: Park: Library: Road: School: Other:		
			\$1.90938099				
Total:	\$8.47316187						
TCA Value:	\$7,989,700				SNOISLE REGIONAL LIBRARY SNOHOMISH COUNTY - ROAD GRANITE FALLS SCHOOL DIST 332 GRANITE FALLS LIB CAP FAC AREA VALLEY GENERAL HOSPITAL	\$0.31354388 \$1.12908788 \$0.08797788	\$4.20074252 \$0.07703775 \$0.03891661
05225	\$4.33429951	\$4.27778027	\$0.71647436		City: Fire: EMS: Port: Park: Library: Road: School: Other:		
			\$1.90938099		FIRE DISTRICT 08 LAKE STEVENS	\$0.26581241	
Total:	\$8.61207978						
TCA Value:	\$630,600				SNOISLE REGIONAL LIBRARY SNOHOMISH COUNTY - ROAD GRANITE FALLS SCHOOL DIST 332 GRANITE FALLS LIB CAP FAC AREA	\$0.31354388 \$1.12908788	\$4.20074252 \$0.07703775

CONSOLIDATED TAX CODE AREAS & RATES FOR TAX YEAR 2009

"TCA's" (Tax Code Areas) designate a unique set of taxing districts. They appear on tax statements. The first two columns list the Tax Code Area and regular, excess and total levy rates within that TCA. The columns to the right list levy types, taxing districts and levy rates. All rates are expressed in dollars per thousand dollars of assessed value. (Totals are accurate, but may not agree to sum of detail because of rounding.)

TCA	Regular Rate/ Excess Rate		County/State of Washington	Levy	District	Rates	
	Regular	Excess					
05226	\$4.32327714 \$4.27778027	\$0.71647436 \$1.90938099		City: Fire: EMS: Port: Park:	FIRE DISTRICT 17	\$0.25479004	
Total:	\$8.60105741			Library: Road: School: Other:	SNOISLE REGIONAL LIBRARY SNOHOMISH COUNTY - ROAD GRANITE FALLS SCHOOL DIST 332 GRANITE FALLS LIB CAP FAC AREA	\$0.31354388 \$1.12908788	\$4.20074252 \$0.07703775
TCA Value:	\$43,324,400						
05230	\$4.47263536 \$4.27778027	\$0.71647436 \$1.90938099		City: Fire: EMS: Port: Park:	FIRE DISTRICT 21	\$0.40414826	
Total:	\$8.75041563			Library: Road: School: Other:	SNOISLE REGIONAL LIBRARY SNOHOMISH COUNTY - ROAD GRANITE FALLS SCHOOL DIST 332 GRANITE FALLS LIB CAP FAC AREA	\$0.31354388 \$1.12908788	\$4.20074252 \$0.07703775
TCA Value:	\$4,915,800						
05234	\$4.41511266 \$4.27778027	\$0.71647436 \$1.90938099		City: Fire: EMS: Port: Park:	FIRE DISTRICT 22	\$0.34662555	
Total:	\$8.69289293			Library: Road: School: Other:	SNOISLE REGIONAL LIBRARY SNOHOMISH COUNTY - ROAD GRANITE FALLS SCHOOL DIST 332 GRANITE FALLS LIB CAP FAC AREA	\$0.31354388 \$1.12908788	\$4.20074252 \$0.07703775
TCA Value:	\$5,819,400						
05238	\$4.43343317 \$4.27778027	\$0.71647436 \$1.90938099		City: Fire: EMS: Port: Park:	FIRE DISTRICT 23	\$0.36494607	
Total:	\$8.71121344			Library: Road: School: Other:	SNOISLE REGIONAL LIBRARY SNOHOMISH COUNTY - ROAD GRANITE FALLS SCHOOL DIST 332 GRANITE FALLS LIB CAP FAC AREA	\$0.31354388 \$1.12908788	\$4.20074252 \$0.07703775
TCA Value:	\$3,261,400						

CONSOLIDATED TAX CODE AREAS & RATES FOR TAX YEAR 2009

"TCA's" (Tax Code Areas) designate a unique set of taxing districts. They appear on tax statements. The first two columns list the Tax Code Area and regular, excess and total levy rates within that TCA. The columns to the right list levy types, taxing districts and levy rates. All rates are expressed in dollars per thousand dollars of assessed value. (Totals are accurate, but may not agree to sum of detail because of rounding.)

TCA	Regular Rate/ Excess Rate		County/State of Washington	Levy	District	Rates	
	Regular	Excess				Regular	Excess
05262	\$4.41244680	\$2.52559155	\$0.71647436	City:	FIRE DISTRICT 14 (NORTH COUNTY FIRE)	\$0.34395970	
			\$1.90938099	Fire:			
				EMS:			
Total:	\$6.93803835			Port:			
				Park:			
TCA Value:	\$40,843,600			Library:	SNOISLE REGIONAL LIBRARY	\$0.31354388	
				Road:	SNOHOMISH COUNTY - ROAD	\$1.12908788	
				School:	STANWOOD-CAMANO SCHOOL DIST NO 401		\$2.52559155
05266	\$4.43497877	\$2.52559155	\$0.71647436	City:	FIRE DISTRICT 18	\$0.36649167	
			\$1.90938099	Fire:			
				EMS:			
Total:	\$6.96057032			Port:			
				Park:			
TCA Value:	\$332,800			Library:	SNOISLE REGIONAL LIBRARY	\$0.31354388	
				Road:	SNOHOMISH COUNTY - ROAD	\$1.12908788	
				School:	STANWOOD-CAMANO SCHOOL DIST NO 401		\$2.52559155
05270	\$4.41223276	\$2.52559155	\$0.71647436	City:	FIRE DISTRICT 19	\$0.34374566	
			\$1.90938099	Fire:			
				EMS:			
Total:	\$6.93782431			Port:			
				Park:			
TCA Value:	\$12,250,400			Library:	SNOISLE REGIONAL LIBRARY	\$0.31354388	
				Road:	SNOHOMISH COUNTY - ROAD	\$1.12908788	
				School:	STANWOOD-CAMANO SCHOOL DIST NO 401		\$2.52559155
05274	\$4.56848710	\$2.52559155	\$0.71647436	City:	FIRE DISTRICT 12	\$0.50000000	
			\$1.90938099	Fire:			
				EMS:			
Total:	\$7.09407865			Port:			
				Park:			
TCA Value:	\$1,219,000			Library:	SNOISLE REGIONAL LIBRARY	\$0.31354388	
				Road:	SNOHOMISH COUNTY - ROAD	\$1.12908788	
				School:	STANWOOD-CAMANO SCHOOL DIST NO 401		\$2.52559155

CONSOLIDATED TAX CODE AREAS & RATES FOR TAX YEAR 2009

"TCA's" (Tax Code Areas) designate a unique set of taxing districts. They appear on tax statements. The first two columns list the Tax Code Area and regular, excess and total levy rates within that TCA. The columns to the right list levy types, taxing districts and levy rates. All rates are expressed in dollars per thousand dollars of assessed value. (Totals are accurate, but may not agree to sum of detail because of rounding.)

TCA	Regular Rate/ Excess Rate		County/State of Washington	Levy	District	Rates	
	Regular	Excess				Regular	Excess
05286	\$4.67703917	\$3.18178705	\$0.71647436		City: Fire: EMS: Port: Park: Library: Road: School: Other:		
			\$1.90938099		FIRE DISTRICT 19	\$0.34374566	
Total:	\$7.85882621						
TCA Value:	\$1,687,100				SNOISLE REGIONAL LIBRARY	\$0.31354388	
					SNOHOMISH COUNTY - ROAD	\$1.12908788	
					STANWOOD-CAMANO SCHOOL DIST NO 401		\$2.52559155
					CASCADE VALLEY HOSPITAL	\$0.26480641	\$0.65619550
05505	\$4.59473079	\$2.59132087	\$0.71647436		City: Fire: EMS: Port: Park: Library: Road: School: Other:		
			\$1.90938099		FIRE DISTRICT 28	\$0.43826580	
Total:	\$7.18605166						
TCA Value:	\$123,000				SNOISLE REGIONAL LIBRARY	\$0.31354388	
					SNOHOMISH COUNTY - ROAD	\$1.12908788	
					SULTAN SCHOOL DISTRICT NO 311		\$2.55240426
					VALLEY GENERAL HOSPITAL	\$0.08797788	\$0.03891661
05512	\$4.15646499	\$2.59132087	\$0.71647436		City: Fire: EMS: Port: Park: Library: Road: School: Other:		
			\$1.90938099				
Total:	\$6.74778586						
TCA Value:	\$1,757,900				SNOISLE REGIONAL LIBRARY	\$0.31354388	
					SNOHOMISH COUNTY - ROAD	\$1.12908788	
					SULTAN SCHOOL DISTRICT NO 311		\$2.55240426
					VALLEY GENERAL HOSPITAL	\$0.08797788	\$0.03891661
05513	\$4.15646499	\$2.59132087	\$0.71647436		City: Fire: EMS: Port: Park: Library: Road: School: Other:		
			\$1.90938099				
Total:	\$6.74778586						
TCA Value:	\$2,860,200				SNOISLE REGIONAL LIBRARY	\$0.31354388	
					SNOHOMISH COUNTY - ROAD	\$1.12908788	
					SULTAN SCHOOL DISTRICT NO 311		\$2.55240426
					VALLEY GENERAL HOSPITAL	\$0.08797788	\$0.03891661

CONSOLIDATED TAX CODE AREAS & RATES FOR TAX YEAR 2009

"TCA's" (Tax Code Areas) designate a unique set of taxing districts. They appear on tax statements. The first two columns list the Tax Code Area and regular, excess and total levy rates within that TCA. The columns to the right list levy types, taxing districts and levy rates. All rates are expressed in dollars per thousand dollars of assessed value. (Totals are accurate, but may not agree to sum of detail because of rounding.)

TCA	Regular Rate/ Excess Rate		County/State of Washington	Levy	District	Rates	
	Regular	Excess				Regular	Excess
05514	\$4.65646499	\$2.59132087	\$0.71647436	City:	FIRE DISTRICT 03	\$0.50000000	
		\$1.90938099	Fire:				
			EMS:				
Total:	\$7.24778586		Port:				
			Park:				
TCA Value:	\$1,283,100		Library:	SNOISLE REGIONAL LIBRARY	\$0.31354388		
			Road:	SNOHOMISH COUNTY - ROAD	\$1.12908788		
			School:	SULTAN SCHOOL DISTRICT NO 311			\$2.55240426
			Other:	VALLEY GENERAL HOSPITAL	\$0.08797788		\$0.03891661
<hr/>							
05518	\$4.44372875	\$2.59132087	\$0.71647436	City:	FIRE DISTRICT 05	\$0.28726377	
		\$1.90938099	Fire:				
			EMS:				
Total:	\$7.03504962		Port:				
			Park:				
TCA Value:	\$7,522,300		Library:	SNOISLE REGIONAL LIBRARY	\$0.31354388		
			Road:	SNOHOMISH COUNTY - ROAD	\$1.12908788		
			School:	SULTAN SCHOOL DISTRICT NO 311			\$2.55240426
			Other:	VALLEY GENERAL HOSPITAL	\$0.08797788		\$0.03891661
<hr/>							
05519	\$4.44372875	\$2.59132087	\$0.71647436	City:	FIRE DISTRICT 05	\$0.28726377	
		\$1.90938099	Fire:				
			EMS:				
Total:	\$7.03504962		Port:				
			Park:				
TCA Value:	\$5,937,900		Library:	SNOISLE REGIONAL LIBRARY	\$0.31354388		
			Road:	SNOHOMISH COUNTY - ROAD	\$1.12908788		
			School:	SULTAN SCHOOL DISTRICT NO 311			\$2.55240426
			Other:	VALLEY GENERAL HOSPITAL	\$0.08797788		\$0.03891661
<hr/>							
05520	\$4.65646499	\$2.59132087	\$0.71647436	City:	FIRE DISTRICT 26	\$0.50000000	
		\$1.90938099	Fire:				
			EMS:				
Total:	\$7.24778586		Port:				
			Park:				
TCA Value:	\$6,628,100		Library:	SNOISLE REGIONAL LIBRARY	\$0.31354388		
			Road:	SNOHOMISH COUNTY - ROAD	\$1.12908788		
			School:	SULTAN SCHOOL DISTRICT NO 311			\$2.55240426
			Other:	VALLEY GENERAL HOSPITAL	\$0.08797788		\$0.03891661

CONSOLIDATED TAX CODE AREAS & RATES FOR TAX YEAR 2009

"TCA's" (Tax Code Areas) designate a unique set of taxing districts. They appear on tax statements. The first two columns list the Tax Code Area and regular, excess and total levy rates within that TCA. The columns to the right list levy types, taxing districts and levy rates. All rates are expressed in dollars per thousand dollars of assessed value. (Totals are accurate, but may not agree to sum of detail because of rounding.)

TCA	Regular Rate/ Excess Rate		County/State of Washington	Levy	District	Rates	
	Regular	Excess					
05522	\$4.44372875	\$2.59132087	\$0.71647436	City:	FIRE DISTRICT 05	\$0.28726377	
		\$1.90938099	Fire:				
			EMS:				
Total:	\$7.03504962		Port:				
			Park:				
TCA Value:	\$5,537,900		Library:	SNOISLE REGIONAL LIBRARY	\$0.31354388		
			Road:	SNOHOMISH COUNTY - ROAD	\$1.12908788		
			School:	SULTAN SCHOOL DISTRICT NO 311			\$2.55240426
			Other:	VALLEY GENERAL HOSPITAL	\$0.08797788		\$0.03891661
<hr/>							
05526	\$4.65646499	\$2.59132087	\$0.71647436	City:	FIRE DISTRICT 26	\$0.50000000	
		\$1.90938099	Fire:				
			EMS:				
Total:	\$7.24778586		Port:				
			Park:				
TCA Value:	\$2,902,600		Library:	SNOISLE REGIONAL LIBRARY	\$0.31354388		
			Road:	SNOHOMISH COUNTY - ROAD	\$1.12908788		
			School:	SULTAN SCHOOL DISTRICT NO 311			\$2.55240426
			Other:	VALLEY GENERAL HOSPITAL	\$0.08797788		\$0.03891661
<hr/>							
05530	\$4.44372875	\$2.59132087	\$0.71647436	City:	FIRE DISTRICT 05	\$0.28726377	
		\$1.90938099	Fire:				
			EMS:				
Total:	\$7.03504962		Port:				
			Park:				
TCA Value:	\$370,400		Library:	SNOISLE REGIONAL LIBRARY	\$0.31354388		
			Road:	SNOHOMISH COUNTY - ROAD	\$1.12908788		
			School:	SULTAN SCHOOL DISTRICT NO 311			\$2.55240426
			Other:	VALLEY GENERAL HOSPITAL	\$0.08797788		\$0.03891661
<hr/>							
05664	\$4.65646499	\$4.76429692	\$0.71647436	City:	FIRE DISTRICT 03	\$0.50000000	
		\$1.90938099	Fire:				
			EMS:				
Total:	\$9.42076191		Port:				
			Park:				
TCA Value:	\$900		Library:	SNOISLE REGIONAL LIBRARY	\$0.31354388		
			Road:	SNOHOMISH COUNTY - ROAD	\$1.12908788		
			School:	SNOHOMISH SCHOOL DIST NO 201			\$4.64696548
			Other:	SNOHOMISH LIBRARY CAP FAC AREA			\$0.07841483
			Other:	VALLEY GENERAL HOSPITAL	\$0.08797788		\$0.03891661

CONSOLIDATED TAX CODE AREAS & RATES FOR TAX YEAR 2009

"TCA's" (Tax Code Areas) designate a unique set of taxing districts. They appear on tax statements. The first two columns list the Tax Code Area and regular, excess and total levy rates within that TCA. The columns to the right list levy types, taxing districts and levy rates. All rates are expressed in dollars per thousand dollars of assessed value. (Totals are accurate, but may not agree to sum of detail because of rounding.)

TCA	Regular Rate/ Excess Rate		County/State of Washington	Levy	District	Rates	
	Regular	Excess				Regular	Excess
05666	\$4.48346236	\$4.76429692	\$0.71647436		City: Fire: EMS: Port: Park: Library: Road: School: Other: Other:		
			\$1.90938099		FIRE DISTRICT 04	\$0.32699737	
Total:	\$9.24775928						
TCA Value:	\$92,800				SNOISLE REGIONAL LIBRARY	\$0.31354388	
					SNOHOMISH COUNTY - ROAD	\$1.12908788	
					SNOHOMISH SCHOOL DIST NO 201		\$4.64696548
					SNOHOMISH LIBRARY CAP FAC AREA		\$0.07841483
					VALLEY GENERAL HOSPITAL	\$0.08797788	\$0.03891661
05668	\$4.48346236	\$4.76429692	\$0.71647436		City: Fire: EMS: Port: Park: Library: Road: School: Other: Other:		
			\$1.90938099		FIRE DISTRICT 04	\$0.32699737	
Total:	\$9.24775928						
TCA Value:	\$2,356,200				SNOISLE REGIONAL LIBRARY	\$0.31354388	
					SNOHOMISH COUNTY - ROAD	\$1.12908788	
					SNOHOMISH SCHOOL DIST NO 201		\$4.64696548
					SNOHOMISH LIBRARY CAP FAC AREA		\$0.07841483
					VALLEY GENERAL HOSPITAL	\$0.08797788	\$0.03891661
05694	\$4.48346236	\$4.76429692	\$0.71647436		City: Fire: EMS: Port: Park: Library: Road: School: Other: Other:		
			\$1.90938099		FIRE DISTRICT 04	\$0.32699737	
Total:	\$9.24775928						
TCA Value:	\$0				SNOISLE REGIONAL LIBRARY	\$0.31354388	
					SNOHOMISH COUNTY - ROAD	\$1.12908788	
					SNOHOMISH SCHOOL DIST NO 201		\$4.64696548
					SNOHOMISH LIBRARY CAP FAC AREA		\$0.07841483
					VALLEY GENERAL HOSPITAL	\$0.08797788	\$0.03891661
05706	\$4.66226213	\$4.72538031	\$0.71647436		City: Fire: EMS: Port: Park: Library: Road: School: Other:		
			\$1.90938099		FIRE DISTRICT 04	\$0.32699737	
Total:	\$9.38764245				PORT OF EVERETT	\$0.26677766	
TCA Value:	\$71,100				SNOISLE REGIONAL LIBRARY	\$0.31354388	
					SNOHOMISH COUNTY - ROAD	\$1.12908788	
					SNOHOMISH SCHOOL DIST NO 201		\$4.64696548
					SNOHOMISH LIBRARY CAP FAC AREA		\$0.07841483

CONSOLIDATED TAX CODE AREAS & RATES FOR TAX YEAR 2009

"TCA's" (Tax Code Areas) designate a unique set of taxing districts. They appear on tax statements. The first two columns list the Tax Code Area and regular, excess and total levy rates within that TCA. The columns to the right list levy types, taxing districts and levy rates. All rates are expressed in dollars per thousand dollars of assessed value. (Totals are accurate, but may not agree to sum of detail because of rounding.)

TCA	Regular Rate/ Excess Rate		County/State of Washington	Levy	District	Rates	
	Regular	Excess					
05710	\$4.75024002	\$0.71647436		City:			
	\$4.76429692	\$1.90938099		Fire:	FIRE DISTRICT 04	\$0.32699737	
				EMS:			
Total:	\$9.51453694			Port:	PORT OF EVERETT	\$0.26677766	
				Park:			
TCA Value:	\$312,700			Library:	SNOISLE REGIONAL LIBRARY	\$0.31354388	
				Road:	SNOHOMISH COUNTY - ROAD	\$1.12908788	
				School:	SNOHOMISH SCHOOL DIST NO 201		\$4.64696548
				Other:	SNOHOMISH LIBRARY CAP FAC AREA		\$0.07841483
				Other:	VALLEY GENERAL HOSPITAL	\$0.08797788	\$0.03891661
05712	\$4.75024002	\$0.71647436		City:			
	\$4.76429692	\$1.90938099		Fire:	FIRE DISTRICT 04	\$0.32699737	
				EMS:			
Total:	\$9.51453694			Port:	PORT OF EVERETT	\$0.26677766	
				Park:			
TCA Value:	\$393,000			Library:	SNOISLE REGIONAL LIBRARY	\$0.31354388	
				Road:	SNOHOMISH COUNTY - ROAD	\$1.12908788	
				School:	SNOHOMISH SCHOOL DIST NO 201		\$4.64696548
				Other:	SNOHOMISH LIBRARY CAP FAC AREA		\$0.07841483
				Other:	VALLEY GENERAL HOSPITAL	\$0.08797788	\$0.03891661
05722	\$4.65646499	\$0.71647436		City:			
	\$4.76429692	\$1.90938099		Fire:	FIRE DISTRICT 03	\$0.50000000	
				EMS:			
Total:	\$9.42076191			Port:			
				Park:			
TCA Value:	\$2,763,000			Library:	SNOISLE REGIONAL LIBRARY	\$0.31354388	
				Road:	SNOHOMISH COUNTY - ROAD	\$1.12908788	
				School:	SNOHOMISH SCHOOL DIST NO 201		\$4.64696548
				Other:	SNOHOMISH LIBRARY CAP FAC AREA		\$0.07841483
				Other:	VALLEY GENERAL HOSPITAL	\$0.08797788	\$0.03891661

CONSOLIDATED TAX CODE AREAS & RATES FOR TAX YEAR 2009

"TCA's" (Tax Code Areas) designate a unique set of taxing districts. They appear on tax statements. The first two columns list the Tax Code Area and regular, excess and total levy rates within that TCA. The columns to the right list levy types, taxing districts and levy rates. All rates are expressed in dollars per thousand dollars of assessed value. (Totals are accurate, but may not agree to sum of detail because of rounding.)

TCA	Regular Rate/ Excess Rate		County/State of Washington	Levy	District	Rates	
	Regular	Excess				Regular	Excess
05726	\$4.48346236	\$4.76429692	\$0.71647436	City:	FIRE DISTRICT 04	\$0.32699737	
			\$1.90938099	Fire:			
				EMS:			
Total:	\$9.24775928			Port:			
				Park:			
TCA Value:	\$34,192,400			Library:	SNOISLE REGIONAL LIBRARY	\$0.31354388	
				Road:	SNOHOMISH COUNTY - ROAD	\$1.12908788	
				School:	SNOHOMISH SCHOOL DIST NO 201		\$4.64696548
				Other:	SNOHOMISH LIBRARY CAP FAC AREA		\$0.07841483
				Other:	VALLEY GENERAL HOSPITAL	\$0.08797788	\$0.03891661
05728	\$4.48346236	\$4.76429692	\$0.71647436	City:	FIRE DISTRICT 04	\$0.32699737	
			\$1.90938099	Fire:			
				EMS:			
Total:	\$9.24775928			Port:			
				Park:			
TCA Value:	\$991,400			Library:	SNOISLE REGIONAL LIBRARY	\$0.31354388	
				Road:	SNOHOMISH COUNTY - ROAD	\$1.12908788	
				School:	SNOHOMISH SCHOOL DIST NO 201		\$4.64696548
				Other:	SNOHOMISH LIBRARY CAP FAC AREA		\$0.07841483
				Other:	VALLEY GENERAL HOSPITAL	\$0.08797788	\$0.03891661
05730	\$4.15646499	\$4.76429692	\$0.71647436	City:	FIRE DISTRICT 04	\$0.32699737	
			\$1.90938099	Fire:			
				EMS:			
Total:	\$8.92076191			Port:			
				Park:			
TCA Value:	\$7,866,800			Library:	SNOISLE REGIONAL LIBRARY	\$0.31354388	
				Road:	SNOHOMISH COUNTY - ROAD	\$1.12908788	
				School:	SNOHOMISH SCHOOL DIST NO 201		\$4.64696548
				Other:	SNOHOMISH LIBRARY CAP FAC AREA		\$0.07841483
				Other:	VALLEY GENERAL HOSPITAL	\$0.08797788	\$0.03891661

CONSOLIDATED TAX CODE AREAS & RATES FOR TAX YEAR 2009

"TCA's" (Tax Code Areas) designate a unique set of taxing districts. They appear on tax statements. The first two columns list the Tax Code Area and regular, excess and total levy rates within that TCA. The columns to the right list levy types, taxing districts and levy rates. All rates are expressed in dollars per thousand dollars of assessed value. (Totals are accurate, but may not agree to sum of detail because of rounding.)

TCA	Regular Rate/ Excess Rate		County/State of Washington	Levy	District	Rates	
	Regular	Excess				Regular	Excess
05732	\$4.15646499	\$4.76429692	\$0.71647436		City:		
			\$1.90938099		Fire:		
					EMS:		
Total:	\$8.92076191				Port:		
					Park:		
TCA Value:	\$727,100				Library:	\$0.31354388	
					Road:	\$1.12908788	
					School:		\$4.64696548
					Other:		\$0.07841483
					Other:	\$0.08797788	\$0.03891661
05742	\$4.33429951	\$4.72538031	\$0.71647436		City:		
			\$1.90938099		Fire:	FIRE DISTRICT 08 LAKE STEVENS	\$0.26581241
					EMS:		
Total:	\$9.05967982				Port:		
					Park:		
TCA Value:	\$2,435,200				Library:	\$0.31354388	
					Road:	\$1.12908788	
					School:		\$4.64696548
					Other:		\$0.07841483
05744	\$4.33429951	\$4.72538031	\$0.71647436		City:		
			\$1.90938099		Fire:	FIRE DISTRICT 08 LAKE STEVENS	\$0.26581241
					EMS:		
Total:	\$9.05967982				Port:		
					Park:		
TCA Value:	\$517,200				Library:	\$0.31354388	
					Road:	\$1.12908788	
					School:		\$4.64696548
					Other:		\$0.07841483
05746	\$4.42227739	\$4.76429692	\$0.71647436		City:		
			\$1.90938099		Fire:	FIRE DISTRICT 08 LAKE STEVENS	\$0.26581241
					EMS:		
Total:	\$9.18657432				Port:		
					Park:		
TCA Value:	\$20,371,600				Library:	\$0.31354388	
					Road:	\$1.12908788	
					School:		\$4.64696548
					Other:		\$0.07841483
					Other:	\$0.08797788	\$0.03891661

CONSOLIDATED TAX CODE AREAS & RATES FOR TAX YEAR 2009

"TCA's" (Tax Code Areas) designate a unique set of taxing districts. They appear on tax statements. The first two columns list the Tax Code Area and regular, excess and total levy rates within that TCA. The columns to the right list levy types, taxing districts and levy rates. All rates are expressed in dollars per thousand dollars of assessed value. (Totals are accurate, but may not agree to sum of detail because of rounding.)

TCA	Regular Rate/ Excess Rate		County/State of Washington	Levy	District	Rates		
	Regular	Excess				Regular	Excess	
05748	\$4.42227739	\$4.76429692	\$0.71647436	City:	FIRE DISTRICT 08 LAKE STEVENS	\$0.26581241		
		\$1.90938099	Fire:					
			EMS:					
Total:	\$9.18657432		Port:					
			Park:					
TCA Value:	\$1,958,400		Library:	SNOISLE REGIONAL LIBRARY			\$0.31354388	
			Road:	SNOHOMISH COUNTY - ROAD			\$1.12908788	
			School:	SNOHOMISH SCHOOL DIST NO 201				\$4.64696548
			Other:	SNOHOMISH LIBRARY CAP FAC AREA				\$0.07841483
			Other:	VALLEY GENERAL HOSPITAL			\$0.08797788	\$0.03891661
05766	\$4.65646499	\$3.61028619	\$0.71647436	City:	FIRE DISTRICT 03	\$0.50000000		
		\$1.90938099	Fire:					
			EMS:					
Total:	\$8.26675118		Port:					
			Park:	EAST COUNTY PARK AND REC DIST				\$0.03693536
TCA Value:	\$2,813,100		Library:	SNOISLE REGIONAL LIBRARY			\$0.31354388	
			Road:	SNOHOMISH COUNTY - ROAD			\$1.12908788	
			School:	MONROE SCHOOL DISTRICT NO 103				\$3.53443422
			Other:	VALLEY GENERAL HOSPITAL			\$0.08797788	\$0.03891661
05768	\$4.65646499	\$3.75705049	\$0.71647436	City:			FIRE DISTRICT 03	\$0.50000000
		\$1.90938099	Fire:					
			EMS:					
Total:	\$8.41351547		Port:					
			Park:	EAST COUNTY PARK AND REC DIST		\$0.03693536		
TCA Value:	\$4,640,000		Library:	SNOISLE REGIONAL LIBRARY	\$0.31354388			
			Road:	SNOHOMISH COUNTY - ROAD	\$1.12908788			
			School:	MONROE SCHOOL DISTRICT NO 103		\$3.53443422		
			Other:	MONROE LIBRARY CAP FAC AREA		\$0.14676429		
			Other:	VALLEY GENERAL HOSPITAL	\$0.08797788	\$0.03891661		
05770	\$4.65646499	\$3.61028619	\$0.71647436	City:	FIRE DISTRICT 03	\$0.50000000		
		\$1.90938099	Fire:					
			EMS:					
Total:	\$8.26675118		Port:					
			Park:	EAST COUNTY PARK AND REC DIST				\$0.03693536
TCA Value:	\$2,655,100		Library:	SNOISLE REGIONAL LIBRARY			\$0.31354388	
			Road:	SNOHOMISH COUNTY - ROAD			\$1.12908788	
			School:	MONROE SCHOOL DISTRICT NO 103				\$3.53443422
			Other:	VALLEY GENERAL HOSPITAL			\$0.08797788	\$0.03891661

CONSOLIDATED TAX CODE AREAS & RATES FOR TAX YEAR 2009

"TCA's" (Tax Code Areas) designate a unique set of taxing districts. They appear on tax statements. The first two columns list the Tax Code Area and regular, excess and total levy rates within that TCA. The columns to the right list levy types, taxing districts and levy rates. All rates are expressed in dollars per thousand dollars of assessed value. (Totals are accurate, but may not agree to sum of detail because of rounding.)

TCA	Regular Rate/ Excess Rate		County/State of Washington	Levy	District	Rates	
	Regular	Excess				Regular	Excess
05776	\$4.65646499	\$3.75705049	\$0.71647436	City:	FIRE DISTRICT 03	\$0.50000000	
			Fire:				
			\$1.90938099	EMS:			
Total:	\$8.41351547			Port:			
				Park:	EAST COUNTY PARK AND REC DIST		\$0.03693536
				Library:	SNOISLE REGIONAL LIBRARY	\$0.31354388	
TCA Value:	\$18,248,700			Road:	SNOHOMISH COUNTY - ROAD	\$1.12908788	
				School:	MONROE SCHOOL DISTRICT NO 103		\$3.53443422
				Other:	MONROE LIBRARY CAP FAC AREA		\$0.14676429
				Other:	VALLEY GENERAL HOSPITAL	\$0.08797788	\$0.03891661
05777	\$4.65646499	\$3.75705049	\$0.71647436	City:	FIRE DISTRICT 03	\$0.50000000	
			Fire:				
			\$1.90938099	EMS:			
Total:	\$8.41351547			Port:			
				Park:	EAST COUNTY PARK AND REC DIST		\$0.03693536
				Library:	SNOISLE REGIONAL LIBRARY	\$0.31354388	
TCA Value:	\$5,511,200			Road:	SNOHOMISH COUNTY - ROAD	\$1.12908788	
				School:	MONROE SCHOOL DISTRICT NO 103		\$3.53443422
				Other:	MONROE LIBRARY CAP FAC AREA		\$0.14676429
				Other:	VALLEY GENERAL HOSPITAL	\$0.08797788	\$0.03891661
05778	\$4.48346236	\$3.75705049	\$0.71647436	City:	FIRE DISTRICT 04	\$0.32699737	
			Fire:				
			\$1.90938099	EMS:			
Total:	\$8.24051285			Port:			
				Park:	EAST COUNTY PARK AND REC DIST		\$0.03693536
				Library:	SNOISLE REGIONAL LIBRARY	\$0.31354388	
TCA Value:	\$1,996,500			Road:	SNOHOMISH COUNTY - ROAD	\$1.12908788	
				School:	MONROE SCHOOL DISTRICT NO 103		\$3.53443422
				Other:	MONROE LIBRARY CAP FAC AREA		\$0.14676429
				Other:	VALLEY GENERAL HOSPITAL	\$0.08797788	\$0.03891661
05779	\$4.15646499	\$3.75705049	\$0.71647436	City:	FIRE DISTRICT 04	\$0.32699737	
			Fire:				
			\$1.90938099	EMS:			
Total:	\$7.91351547			Port:			
				Park:	EAST COUNTY PARK AND REC DIST		\$0.03693536
				Library:	SNOISLE REGIONAL LIBRARY	\$0.31354388	
TCA Value:	\$1,431,300			Road:	SNOHOMISH COUNTY - ROAD	\$1.12908788	
				School:	MONROE SCHOOL DISTRICT NO 103		\$3.53443422
				Other:	MONROE LIBRARY CAP FAC AREA		\$0.14676429
				Other:	VALLEY GENERAL HOSPITAL	\$0.08797788	\$0.03891661

CONSOLIDATED TAX CODE AREAS & RATES FOR TAX YEAR 2009

"TCA's" (Tax Code Areas) designate a unique set of taxing districts. They appear on tax statements. The first two columns list the Tax Code Area and regular, excess and total levy rates within that TCA. The columns to the right list levy types, taxing districts and levy rates. All rates are expressed in dollars per thousand dollars of assessed value. (Totals are accurate, but may not agree to sum of detail because of rounding.)

TCA	Regular Rate/ Excess Rate		County/State of Washington	Levy	District	Rates		
	Regular	Excess						
05780	\$4.44372875	\$3.75705049	\$0.71647436	\$1.90938099	City: Fire: EMS: Port: Park: Library: Road: School: Other: Other:	FIRE DISTRICT 05	\$0.28726377	
Total:	\$8.20077924							
TCA Value:	\$24,200						\$0.31354388	\$0.03693536
							\$1.12908788	\$3.53443422
							\$0.08797788	\$0.14676429
								\$0.03891661
05781	\$4.15646499	\$3.75705049	\$0.71647436	\$1.90938099	City: Fire: EMS: Port: Park: Library: Road: School: Other: Other:	EAST COUNTY PARK AND REC DIST		\$0.03693536
Total:	\$7.91351547							
TCA Value:	\$0						\$0.31354388	\$3.53443422
							\$1.12908788	\$0.14676429
							\$0.08797788	\$0.03891661
05782	\$4.44372875	\$3.75705049	\$0.71647436	\$1.90938099	City: Fire: EMS: Port: Park: Library: Road: School: Other: Other:	FIRE DISTRICT 05	\$0.28726377	
Total:	\$8.20077924							
TCA Value:	\$0						\$0.31354388	\$0.03693536
							\$1.12908788	\$3.53443422
							\$0.08797788	\$0.14676429
								\$0.03891661

SNOHOMISH COUNTY 2008 ASSESSMENTS AND LEVIES DUE IN 2009

Levy Category: City

Fund / Description	Valuation	Levy Rate \$ /1,000	Grand Total Taxes
ARLINGTON City	\$2,306,249,447	.97111264	2,239,628.00
BOTHELL City	\$3,388,070,361	1.18228000	4,005,647.83
BOTHELL G.O.BONDS Bond Interest and Redemption	\$3,375,873,646	.09028000	304,773.87
BRIER City	\$912,400,045	1.00931609	920,900.05
BRIER G.O. BOND 1995 (LIBRARY) Bond Interest and Redemption	\$907,193,910	.03262808	29,600.00
DARRINGTON City	\$171,461,744	1.36367445	233,818.00
EDMONDS City	\$7,709,209,490	1.19990245	9,250,299.35
EDMONDS G.O. BOND PUB SAFETY Bond Interest and Redemption	\$7,255,361,551	.11565020	839,084.00
EVERETT City	\$14,261,787,954	2.19661943	31,327,720.49
GOLD BAR City	\$178,745,176	1.14091431	203,932.93
GRANITE FALLS City	\$324,923,902	1.28451332	417,369.08
INDEX City	\$16,530,098	1.24754675	20,622.07
LAKE STEVENS City	\$2,027,611,466	1.23201194	2,498,041.54
LYNNWOOD City	\$5,417,851,993	1.42641956	7,728,130.05
MARYSVILLE G.O.BOND 1986 Bond Interest and Redemption	\$4,734,795,398	.04787387	226,673.00
MARYSVILLE City	\$4,757,617,443	1.86696538	8,882,307.05
MILL CREEK City	\$3,243,149,768	1.53980967	4,993,833.39
MONROE G.O. BOND 1990 FIRE Bond Interest and Redemption	\$1,416,506,361	.03176830	45,000.00
MONROE City	\$2,011,228,557	.93225998	1,874,987.89
MOUNTLAKE TERRACE City	\$2,403,174,145	1.26954823	3,050,945.49
MUKILTEO City	\$4,164,912,117	1.06405464	4,431,694.08
SNOHOMISH G.O. BOND-1994 Bond Interest and Redemption	\$1,142,290,911	.04950140	56,545.00
SNOHOMISH City	\$1,288,902,877	.78062748	1,006,153.00
STANWOOD G.O. BOND 1994 Bond Interest and Redemption	\$851,547,942	.01169613	9,959.82
STANWOOD City	\$857,788,432	2.10536365	1,805,956.58
STANWOOD G.O. BOND 2000 Bond Interest and Redemption	\$851,547,942	.24823162	211,381.12
SULTAN City	\$477,593,091	1.39272534	665,156.00
SULTAN G.O. BOND 2004 Bond Interest and Redemption	\$474,936,451	.06441914	30,595.00
WOODWAY City	\$615,093,594	.75141093	462,188.05

SNOHOMISH COUNTY 2008 ASSESSMENTS AND LEVIES DUE IN 2009

Levy Category: City (continued)

Fund / Description	Valuation	Levy Rate \$ /1,000	Grand Total Taxes
Sub-Total Regular Levies:	\$56,534,301,700		86,019,330.92
Sub-Total Excess Levies:	\$21,010,054,112		1,753,611.81
Total For City	\$77,544,355,812		87,772,942.73

Levy Category: County Tax

Fund / Description	Valuation	Levy Rate \$ /1,000	Grand Total Taxes
COUNTY REGULAR Veteran's Relief	\$101,983,434,446	.00438342	447,036.00
COUNTY REGULAR Community Services Mental Health	\$101,983,434,446	.00487047	496,707.00
COUNTY CONSERVATION FUTURES Conservation Futures	\$101,983,434,446	.03177678	3,240,705.38
COUNTY REGULAR County General - Current Expenses	\$101,983,434,446	.66730320	68,053,872.40
COUNTY REGULAR Development Disabilities	\$101,983,434,446	.00487047	496,707.00
COUNTY REGULAR River Improvement	\$101,983,434,446	.00327002	333,488.00
Sub-Total Regular Levies:	\$101,983,434,446		73,068,515.78
Sub-Total Excess Levies:	\$0		.00
Total For County Tax	\$101,983,434,446		73,068,515.78

Levy Category: Emergency Medical Services

Fund / Description	Valuation	Levy Rate \$ /1,000	Grand Total Taxes
ARLINGTON EMS 2006-2011 Emerg. Medical Serv.	\$2,306,249,447	.38532562	888,657.00
BOTHELL EMS 2006-2011 Emerg. Medical Serv.	\$3,388,070,361	.18668590	632,504.96
BRIER EMS PERMANENT 2003-ON Emerg. Medical Serv.	\$912,400,045	.26052550	237,703.48
EDMONDS EMS PERMANENT 2004-ON Emerg. Medical Serv.	\$7,709,209,490	.50000000	3,854,604.75
EVERETT EMS PERMANENT 2001-ON Emerg. Medical Serv.	\$14,261,787,954	.30508556	4,351,065.58
LYNNWOOD EMS 2007-2016 Emerg. Medical Serv.	\$5,417,851,993	.44335844	2,402,050.40
MARYSVILLE EMS PERMANENT 2005-ON Emerg. Medical Serv.	\$4,757,617,443	.50000000	2,378,808.72
MILL CREEK EMS 2005-2010 Emerg. Medical Serv.	\$3,243,149,768	.16245964	526,880.94
MOUNTLAKE TERRACE EMS PERMANENT 2005-ON Emerg.	\$2,403,174,145	.34820392	836,794.66
MUKILTEO EMS 2005-2010 Emerg. Medical Serv.	\$4,164,912,117	.21145636	880,697.17
STANWOOD EMS PERMANENT 2005-ON Emerg. Medical Serv.	\$857,788,432	.32633872	279,929.58
WOODWAY EMS 2004-2009 Emerg. Medical Serv.	\$615,093,594	.35900101	220,819.22

SNOHOMISH COUNTY 2008 ASSESSMENTS AND LEVIES DUE IN 2009

Levy Category: Emergency Medical Services (continued)

Fund / Description	Valuation	Levy Rate \$ /1,000	Grand Total Taxes
FIRE DIST 01 EMS PERMANENT 2002-ON Emerg. Medical Serv.	\$15,591,184,015	.50000000	7,795,592.01
FIRE DIST 03 EMS PERMANENT 2001-ON Emerg. Medical Serv.	\$3,744,613,990	.50000000	1,872,307.00
FIRE DIST 04 EMS 2008 - 2013 Emerg. Medical Serv.	\$4,081,122,802	.32699737	1,334,516.44
FIRE DIST 05 EMS PERMANENT 2004-ON Emerg. Medical Serv.	\$934,919,648	.28726377	268,568.54
FIRE DIST 07 EMS 2005-2010 Emerg. Medical Serv.	\$8,848,290,252	.17356260	1,535,732.24
FIRE DIST 08 EMS PERMANENT 2000-ON Emerg. Medical Serv.	\$5,108,261,660	.26581241	1,357,839.33
FIRE DIST 10 EMS 2006-2011 Emerg. Medical Serv.	\$1,146,651,281	.18766454	215,185.79
FIRE DIST 12 EMS PERMANENT 2005-ON Emerg. Medical Serv.	\$3,878,678,461	.50000000	1,939,339.23
FIRE DIST 14 EMS 2005-2010 Emerg. Medical Serv.	\$1,533,498,028	.34395970	527,461.52
FIRE DIST 15 EMS PERMANENT 2008-ON Emerg. Medical Serv.	\$472,557,987	.25000000	118,139.50
FIRE DIST 17 EMS 2000-2009 Emerg. Medical Serv.	\$1,380,300,162	.25479004	351,686.73
FIRE DIST 18 EMS 2006-2011 Emerg. Medical Serv.	\$773,312,755	.36649167	283,412.68
FIRE DIST 19 EMS 2006-2011 Emerg. Medical Serv.	\$541,097,742	.34374566	186,000.00
FIRE DIST 21 EMS 2006-2011 Emerg. Medical Serv.	\$1,096,845,335	.40414826	443,288.13
FIRE DIST 22 EMS PERMANENT 2005-ON Emerg. Medical Serv.	\$708,216,854	.34662555	245,486.06
FIRE DIST 23 EMS 2006-2011 Emerg. Medical Serv.	\$49,972,617	.36494607	18,237.31
FIRE DIST 24 EMS 2006-2011 Emerg. Medical Serv.	\$361,300,255	.30139322	108,893.45
FIRE DIST 25 EMS 2006-2011 Emerg. Medical Serv.	\$133,216,199	.37496138	49,950.93
FIRE DIST 26 EMS PERMANENT 2005-ON Emerg. Medical Serv.	\$433,647,348	.50000000	216,823.67
FIRE DIST 28 EMS2 2005-2010 Emerg. Medical Serv.	\$94,312,667	.18826580	17,755.85
FIRE DIST 28 EMS1 2008-2013 Emerg. Medical Serv.	\$94,312,667	.25000000	23,578.17
Sub-Total Regular Levies:	\$101,043,617,514		36,400,311.04
Sub-Total Excess Levies:	\$0		.00
Total For Emergency Medical Services	\$101,043,617,514		36,400,311.04

Levy Category: Fire

Fund / Description	Valuation	Levy Rate \$ /1,000	Grand Total Taxes
FIRE DIST 01 EXPENSE Fire Protection	\$15,591,184,015	1.50000000	23,386,776.02
FIRE DIST 01 G.O. BOND 2003 Fire Protection	\$16,248,797,972	.14505227	2,356,925.00

SNOHOMISH COUNTY 2008 ASSESSMENTS AND LEVIES DUE IN 2009

Levy Category: Fire (continued)

Fund / Description	Valuation	Levy Rate \$ /1,000	Grand Total Taxes
FIRE DIST 03 G.O. BOND 1990 Bond Interest and Redemption	\$2,273,208,574	.04838674	109,993.15
FIRE DIST 03 EXPENSE Fire Protection	\$3,706,698,890	1.35000000	5,004,043.50
FIRE DIST 04 EXPENSE Fire Protection	\$4,040,716,702	.79260073	3,202,675.02
FIRE DIST 04 G.O. BOND 1994 Bond Interest and Redemption	\$2,975,614,511	.05932923	176,540.93
FIRE DIST 05 EXPENSE Fire Protection	\$915,526,948	1.50000000	1,373,290.42
FIRE DIST 07 NON-VOTED BONDS Fire Protection	\$8,941,128,672	.03134923	280,297.50
FIRE DIST 07 EXPENSE Fire Protection	\$8,848,290,252	1.46832185	12,992,137.88
FIRE DIST 08 EXPENSE Fire Protection	\$5,066,319,860	1.28051796	6,487,513.57
FIRE DIST 10 EXPENSE Fire Protection	\$1,146,651,281	.88698243	1,017,059.54
FIRE DIST 12 EXPENSE Fire Protection	\$3,862,708,261	1.09235491	4,219,448.35
FIRE DIST 15 EXPENSE Fire Protection	\$455,888,687	.90215178	411,280.79
FIRE DIST 16 EXPENSE Fire Protection	\$485,300,950	.41563873	201,709.87
FIRE DIST 17 EXPENSE Fire Protection	\$1,335,912,662	1.02593086	1,370,554.03
FIRE DIST 19 EXPENSE Fire Protection	\$515,748,942	1.11876138	577,000.00
FIRE DIST 19 G.O. BOND 2009 Bond Interest and Redemption	\$512,307,267	.27360569	140,170.18
FIRE DIST 19 G.O. BOND 1998 Bond Interest and Redemption	\$512,307,267	.19096556	97,833.04
FIRE DIST 21 NON-VOTED BONDS Fire Protection	\$1,048,929,135	.10206790	107,061.99
FIRE DIST 21 EXPENSE Fire Protection	\$1,048,653,735	.33389691	350,142.24
FIRE DIST 22 EXPENSE Fire Protection	\$677,771,854	.73887255	500,787.02
FIRE DIST 23 EXPENSE Fire Protection	\$46,711,217	.49631162	23,183.32
FIRE DIST 24 EXPENSE Fire Protection	\$348,958,255	.46300158	161,568.22
FIRE DIST 25 EXPENSE Fire Protection	\$124,453,999	.53801260	66,957.82
FIRE DIST 26 GO BOND Bond Interest and Redemption	\$420,053,786	.20864419	87,641.78
FIRE DIST 26 EXPENSE Fire Protection	\$424,116,648	1.29319250	548,464.47
FIRE DIST 26 EXPENSE Fire Protection	\$424,116,648	.02357842	10,000.00
FIRE DIST 27 EXPENSE Fire Protection	\$116,849,592	.17116020	20,000.00
FIRE DIST 27 EXPENSE Fire Protection	\$116,849,592	.72459817	84,669.00
FIRE DIST 28 EXPENSE Fire Protection	\$89,639,867	1.50000000	134,459.80
FIRE DIST 28 GO BOND Bond Interest and Redemption	\$89,074,487	.20570512	18,323.08

SNOHOMISH COUNTY 2008 ASSESSMENTS AND LEVIES DUE IN 2009

Levy Category: Fire (continued)

Fund / Description	Valuation	Levy Rate \$ /1,000	Grand Total Taxes
Sub-Total Regular Levies:	\$59,379,126,664		62,531,080.37
Sub-Total Excess Levies:	\$23,031,363,864		2,987,427.16
Total For Fire	\$82,410,490,528		65,518,507.53

Levy Category: Library

Fund / Description	Valuation	Levy Rate \$ /1,000	Grand Total Taxes
KING COUNTY LIBRARY G.O. BOND Bond Interest & Redemption	\$3,375,873,646	.02206000	74,471.77
KING COUNTY LIBRARY G.O. BOND 2006 Bond Interest & Redemption	\$3,375,873,646	.03412000	115,184.81
KING COUNTY LIBRARY Library	\$3,388,070,361	.36118000	1,223,703.25
SNO-ISLE REGIONAL LIBRARY Library	\$82,844,164,007	.31354388	25,975,280.23
Sub-Total Regular Levies:	\$86,232,234,368		27,198,983.48
Sub-Total Excess Levies:	\$6,751,747,292		189,656.58
Total For Library	\$92,983,981,660		27,388,640.06

Levy Category: Library Capital Facility Area

Fund / Description	Valuation	Levy Rate \$ /1,000	Grand Total Taxes
GRANITE FALLS LCFA G.O. BOND Bond Interest and Redemption	\$1,601,469,061	.07703775	123,373.58
MONROE LCFA G.O. BOND Bond Interest and Redemption	\$3,587,068,007	.14676429	526,453.50
SNOHOMISH LCFA G.O. BOND Bond Interest and Redemption	\$7,915,199,744	.07841483	620,669.06
Sub-Total Regular Levies:	\$0		.00
Sub-Total Excess Levies:	\$13,103,736,812		1,270,496.14
Total For Library Capital Facility Area	\$13,103,736,812		1,270,496.14

Levy Category: Local School

Fund / Description	Valuation	Levy Rate \$ /1,000	Grand Total Taxes
SCHOOL 016 BONDS Bond Interest and Redemption	\$4,071,290,742	1.19051084	4,846,915.76
SCHOOL 330 BONDS Bond Interest and Redemption	\$374,124,307	.65227681	244,032.61
SCHOOL 330 TRANSPORTATION Local School	\$374,124,307	.24322186	90,995.21
SCHOOL 015 CAPITAL PROJECTS Local School	\$23,358,805,610	.29967286	7,000,000.00
SCHOOL 015 BONDS Bond Interest and Redemption	\$23,358,805,610	1.38491670	32,350,000.00
SCHOOL 002 BONDS Bond Interest and Redemption	\$17,128,144,613	2.10180383	36,000,000.00
SCHOOL 332 BONDS Bond Interest and Redemption	\$1,601,469,061	1.70733158	2,734,238.70

SNOHOMISH COUNTY 2008 ASSESSMENTS AND LEVIES DUE IN 2009

Levy Category: Local School (continued)

Fund / Description	Valuation	Levy Rate \$ /1,000	Grand Total Taxes
SCHOOL 332 CAPITAL PROJECTS Local School	\$1,601,469,061	.31083191	497,787.69
SCHOOL 004 BONDS Bond Interest and Redemption	\$4,746,019,748	1.60127539	7,599,684.61
SCHOOL 306 CAPITAL PROJECTS Local School	\$2,175,905,077	.36759807	799,858.51
SCHOOL 306 BONDS Bond Interest and Redemption	\$2,175,905,077	1.30497315	2,839,497.71
SCHOOL 025 BONDS Bond Interest and Redemption	\$7,576,447,712	2.11166264	15,998,901.59
SCHOOL 103 BONDS Bond Interest and Redemption	\$5,454,924,776	.94910298	5,177,285.37
SCHOOL 103 CAPITAL PROJECTS Local School	\$5,454,924,776	.42125374	2,297,907.44
SCHOOL 006 BONDS Bond Interest and Redemption	\$14,767,316,066	1.25080278	18,471,000.00
SCHOOL 006 CAPITAL PROJECTS Local School	\$14,767,316,066	.21669476	3,200,000.00
SCHOOL 417 CAPITAL PROJECTS Local School	\$8,100,497,436	.19369000	1,568,985.35
SCHOOL 417 BONDS Bond Interest and Redemption	\$8,100,497,436	1.73228000	14,032,329.70
SCHOOL 201 BONDS Bond Interest and Redemption	\$7,869,520,766	2.51759608	19,812,274.60
SCHOOL 401 BONDS Bond Interest and Redemption	\$2,581,509,760	1.01930694	2,631,350.83
SCHOOL 311 BONDS Bond Interest and Redemption	\$1,445,194,935	.15536778	224,536.73
Sub-Total Regular Levies:	\$0		.00
Sub-Total Excess Levies:	\$157,084,212,942		178,417,582.41
Total For Local School	\$157,084,212,942		178,417,582.41

Levy Category: Local School M&O

Fund / Description	Valuation	Levy Rate \$ /1,000	Grand Total Taxes
SCHOOL 016 M & O Local School	\$4,071,290,742	2.20768259	8,988,117.70
SCHOOL 330 M & O Local School	\$374,124,307	2.44594660	915,088.08
SCHOOL 015 M & O Local School	\$23,358,805,610	1.50310318	35,110,695.00
SCHOOL 002 M & O Local School	\$17,128,144,613	2.02637340	34,708,016.58
SCHOOL 332 M & O Local School	\$1,601,469,061	2.18257903	3,495,332.80
SCHOOL 063 M & O Local School	\$91,584,487	1.44142379	132,012.06
SCHOOL 004 M & O Local School	\$4,746,019,748	2.41355323	11,454,771.31
SCHOOL 306 M & O Local School	\$2,175,905,077	2.04389185	4,447,314.65
SCHOOL 025 M & O Local School	\$7,576,447,712	2.42095442	18,342,234.59
SCHOOL 103 M & O Local School	\$5,454,924,776	2.16407751	11,804,880.01

SNOHOMISH COUNTY 2008 ASSESSMENTS AND LEVIES DUE IN 2009

Levy Category: Local School M&O (continued)

Fund / Description	Valuation	Levy Rate \$ /1,000	Grand Total Taxes
SCHOOL 006 M & O Local School	\$14,767,316,066	1.80599371	26,669,680.00
SCHOOL 417 M & O Local School	\$8,100,497,436	1.55438000	12,591,251.20
SCHOOL 201 M & O Local School	\$7,869,520,766	2.12936941	16,757,116.77
SCHOOL 401 M & O Local School	\$2,581,509,760	1.50628460	3,888,488.40
SCHOOL 311 M & O Local School	\$1,445,194,935	2.39703648	3,464,184.98
Sub-Total Regular Levies:	\$0		.00
Sub-Total Excess Levies:	\$101,342,755,096		192,769,184.13
Total For Local School M&O	\$101,342,755,096		192,769,184.13

Levy Category: Other Ad Valorem

Fund / Description	Valuation	Levy Rate \$ /1,000	Grand Total Taxes
HOSPITAL DIST 1 MAINTENANCE Hospital	\$15,292,132,815	.08797788	1,345,369.50
HOSPITAL DIST 1 G.O. BOND 1991 Bond Interest and Redemption	\$15,199,396,199	.03891661	591,508.93
HOSPITAL DIST 2 MAINTENANCE Hospital	\$25,086,183,847	.07803539	1,957,610.07
HOSPITAL DIST 2 G.O. BONDS Bond Interest and Redemption	\$24,881,831,191	.08592613	2,137,999.39
HOSPITAL DIST 3 MAINTENANCE Hospital	\$4,310,463,259	.26480641	1,141,438.28
HOSPITAL DIST 3 G.O. BONDS Hospital	\$4,280,047,369	.65619550	2,808,547.82
Sub-Total Regular Levies:	\$44,688,779,921		4,444,417.85
Sub-Total Excess Levies:	\$44,361,274,759		5,538,056.14
Total For Other Ad Valorem	\$89,050,054,680		9,982,473.99

Levy Category: Park

Fund / Description	Valuation	Levy Rate \$ /1,000	Grand Total Taxes
EAST COUNTY PARK & REC GO BOND Bond Interest & Redemption	\$5,417,478,383	.03693536	200,096.52
NORTHSHORE PARK & REC GO BOND Bond Interest & Redemption	\$8,092,264,851	.01337000	108,193.58
Sub-Total Regular Levies:	\$0		.00
Sub-Total Excess Levies:	\$13,509,743,234		308,290.10
Total For Park	\$13,509,743,234		308,290.10

SNOHOMISH COUNTY 2008 ASSESSMENTS AND LEVIES DUE IN 2009

Levy Category: Port

Fund / Description	Valuation	Levy Rate \$ /1,000	Grand Total Taxes
PORT OF EDMONDS MAINTENANCE Port - General	\$4,597,874,100	.08699673	400,000.00
PORT OF EVERETT MAINTENANCE Port - General	\$15,402,339,417	.26677766	4,109,000.00
Sub-Total Regular Levies:	\$20,000,213,517		4,509,000.00
Sub-Total Excess Levies:	\$0		.00
Total For Port	\$20,000,213,517		4,509,000.00

Levy Category: Regional Fire Authority

Fund / Description	Valuation	Levy Rate \$ /1,000	Grand Total Taxes
NORTH COUNTY REGIONAL FIRE NON-VOTED BONDS Fire Protection	\$2,238,087,083	.09316236	208,505.47
NORTH COUNTY REGIONAL FIRE EXPENSE Fire Protection	\$2,237,428,383	1.40681021	3,147,637.09
Sub-Total Regular Levies:	\$4,475,515,466		3,356,142.56
Sub-Total Excess Levies:	\$0		.00
Total For Regional Fire Authority	\$4,475,515,466		3,356,142.56

Levy Category: Road

Fund / Description	Valuation	Levy Rate \$ /1,000	Grand Total Taxes
ROAD DISTRICT County Road	\$45,449,132,746	1.12908788	51,316,064.87
Sub-Total Regular Levies:	\$45,449,132,746		51,316,064.87
Sub-Total Excess Levies:	\$0		.00
Total For Road	\$45,449,132,746		51,316,064.87

Levy Category: State School

Fund / Description	Valuation	Levy Rate \$ /1,000	Grand Total Taxes
STATE SCHOOL State School	\$101,978,752,276	.00015612	15,921.00
STATE SCHOOL State School	\$101,978,752,276	1.90922487	194,700,370.00
Sub-Total Regular Levies:	\$203,957,504,552		194,716,291.00
Sub-Total Excess Levies:	\$0		.00
Total For State School	\$203,957,504,552		194,716,291.00

Grand Total Regular Levies:	\$543,560,137.87
Grand Total Excess Levies:	\$383,234,304.47
Grand Total:	\$926,794,442.34