

2013 POINT IN TIME COUNT OF HOMELESS PERSONS SUMMARY REPORT

On January 24, 2013 in Snohomish County,
1,996 individuals in **1,151** households were counted as homeless.

Homeless Populations	Survey		Sheltered Count		Total Households	Total Individuals
	Unsheltered	Precariously Housed	Emergency Shelter	Transitional Housing		
1. # of Households with Children	10	54	48	339	451	
2. # of Individuals in Households with Children	27	147	147	931		1,252
3. # of Households without Children	293	144	198	65	700	
4. # of Single Individuals and Persons in Households without Children	317	164	198	65		744
Total Households	303	198	246	404	1,151	
Total Individuals	344	311	345	996		1,996

STANDOUT DATA: BY THE NUMBERS

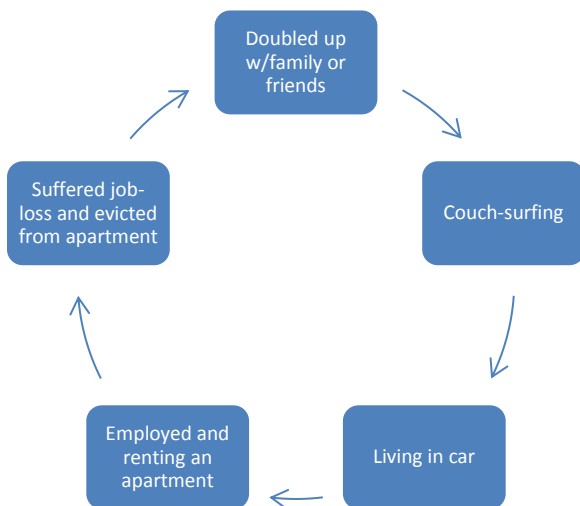
- 344 (17%) were unsheltered on the day of the count.
- 311 (16%) were precariously housed.
- 1,341 (67%) were sheltered in emergency shelter, transitional housing or using motel/hotel vouchers.
- 757 (38%) were children under the age of 18.
 - Of the total children, 662 were in emergency shelter or transitional housing.
 - Of the total children, 720 were in families with children households (versus unaccompanied).
- 99 veterans were identified (31 unsheltered, 31 precariously housed and 37 sheltered).
 - 16 were female veterans
 - Average age is 47 years old
 - 45% of the unsheltered Veterans reported they have been homeless for 3 years or longer.
- 427 (21%) homeless individuals reported they were victims of domestic violence; up from 363 last year.
- Of those surveyed, 44% reported they had at least one disabling condition (HIV/AIDS, Permanent Physical Disability, Mental Illness, Developmental Disability, or Chronic Substance Abuse)

SUMMARY

Approximately 150 volunteers collected information from people experiencing homelessness in Snohomish County on January 24, 2013. The Point in Time (PIT) Count was conducted between the hours of 8:00 AM and 8:00 PM. Although, there were a few locations volunteers headed to before 8:00 AM.

Final results show that 1,996 individuals were homeless on the day of the count. While these numbers are lower than prior counts and can be encouraging; the **need** in Snohomish County has certainly not gone away.

For the last 5 years, the Point in Time (PIT) count, on average, identifies that around 2,274 individuals are homeless in Snohomish County. Because the PIT count is a snapshot of homelessness, it often does not capture households who cycle in and out of homelessness.



In 2012, for example, 2,990 new persons entered Snohomish County's homeless system¹. That's for a system that, based on its capacity, cannot keep up with the need out there. In addition to those 2,990 persons that were served, there are more people experiencing homelessness out there placed on numerous housing waitlists.

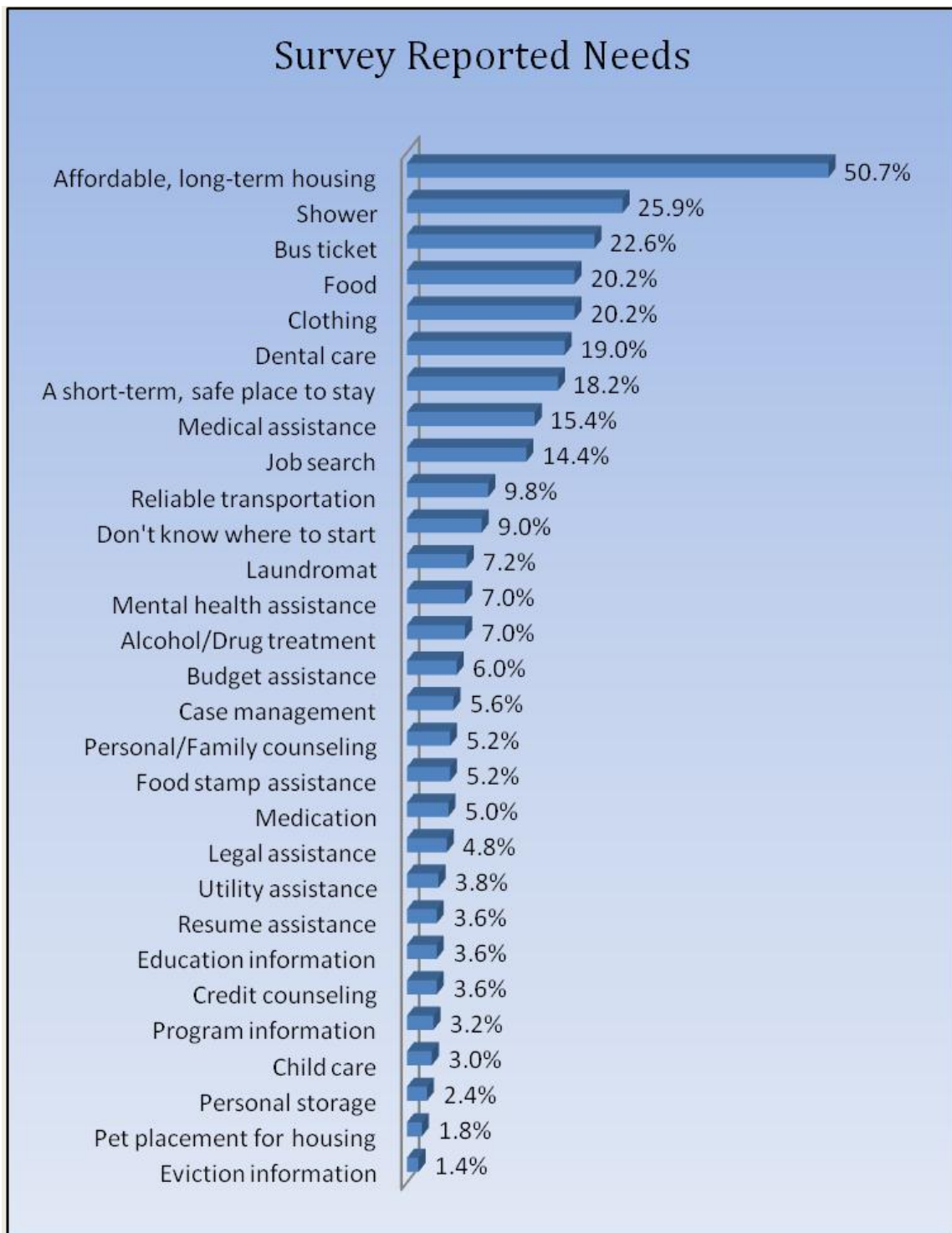
What the PIT data has shown throughout the years is that there are both internal characteristics, and external

factors contributing to homelessness. Those internal, or individual characteristics, have included: family breakup, domestic violence, substance abuse, mental illness, medical problems, low job skills, criminal convictions, and poor credit and eviction history. The external factors contributing to homelessness have included: unemployment, low wage jobs, lack of affordable housing, and the lack of available services to treat the individual characteristics contributing to homelessness (e.g. job skills training, mental health and substance abuse services).

The remaining portion of the report summarizes the findings from the 2013 PIT survey, but provides little narrative. If you have questions, contact information is provided on page 7.

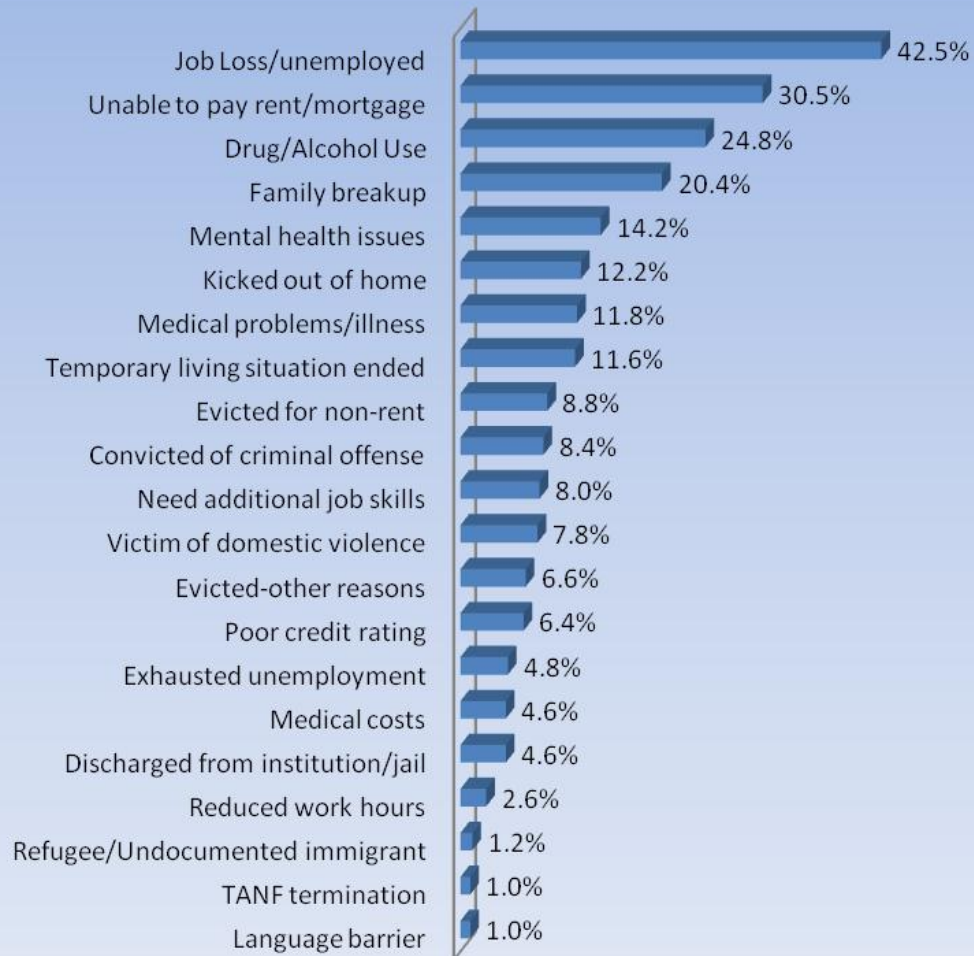
¹ 2,990 is the unduplicated number of people entering emergency shelter, transitional housing, permanent supportive housing, and rapid re-housing programs where they were previously homeless in 2012.

SURVEY RESULTS: NEEDS, CONDITIONS, CAUSES AND INCOME²

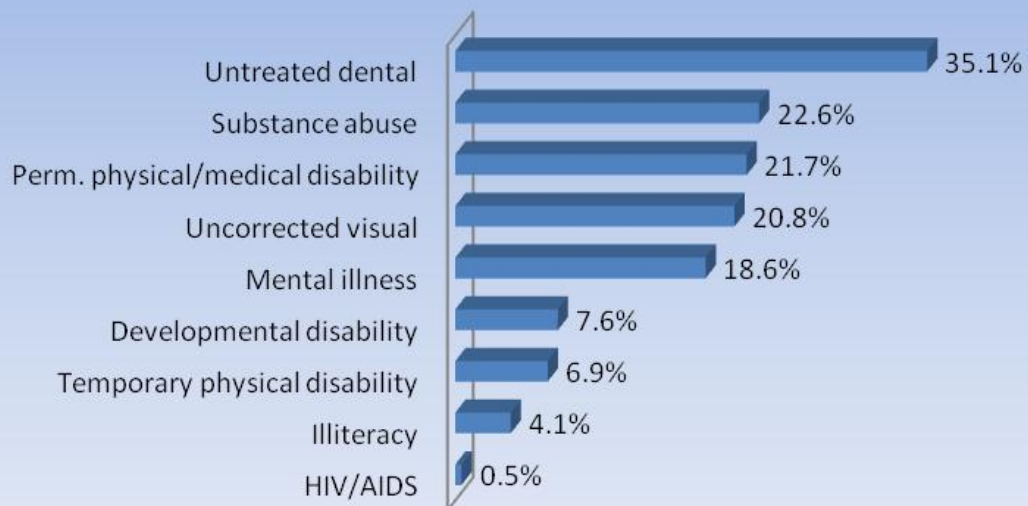


² Needs, conditions, causes and income percentages are only for those that were surveyed (does not include those in emergency shelter and transitional housing).

Survey Reported Causes of Homelessness



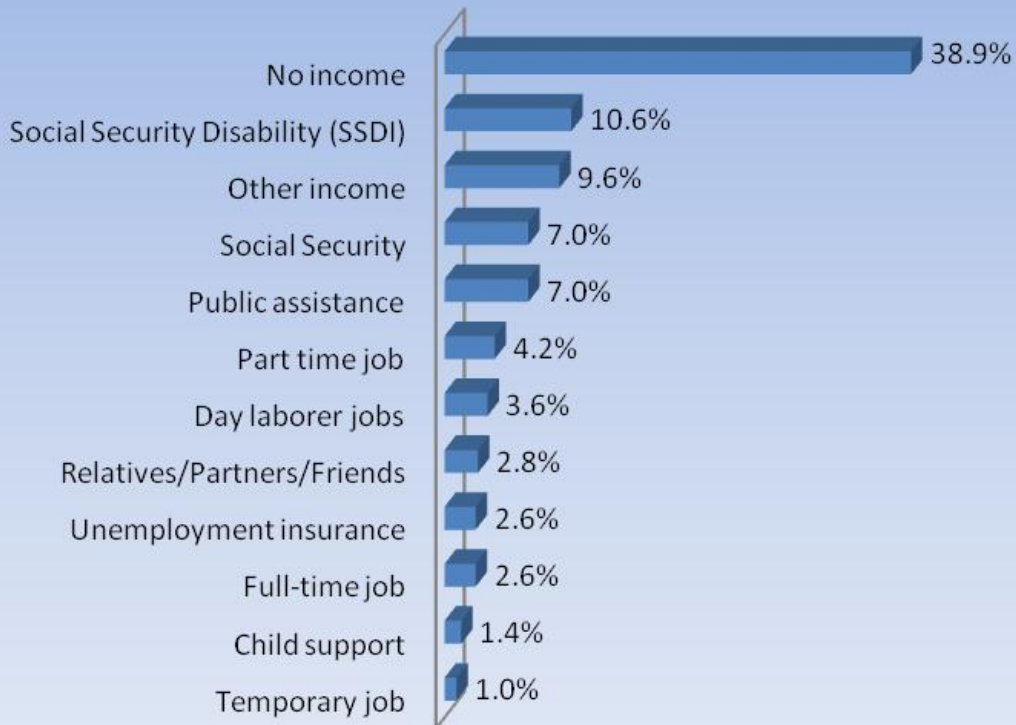
Survey Reported Conditions



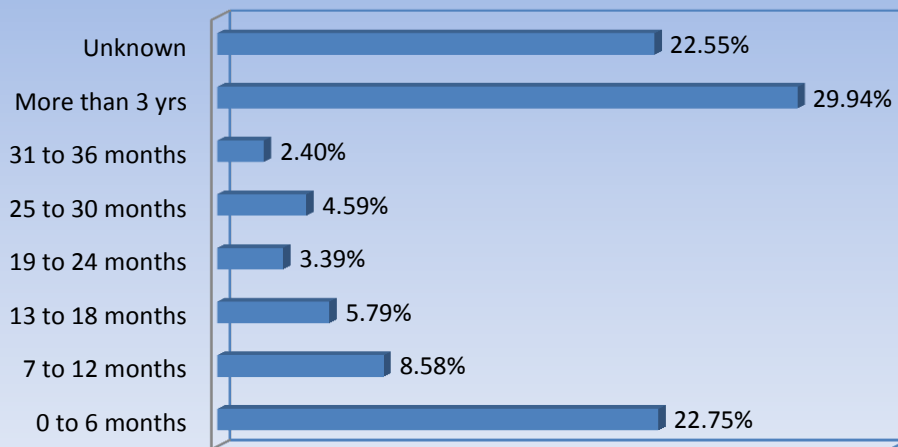
***44% HAD AT LEAST ONE DISABLING CONDITION REPORTED³**

³ Includes those reporting substance abuse, phys./medical disability, mental illness, developmental disability and HIV/AIDS.

Survey Reported Income



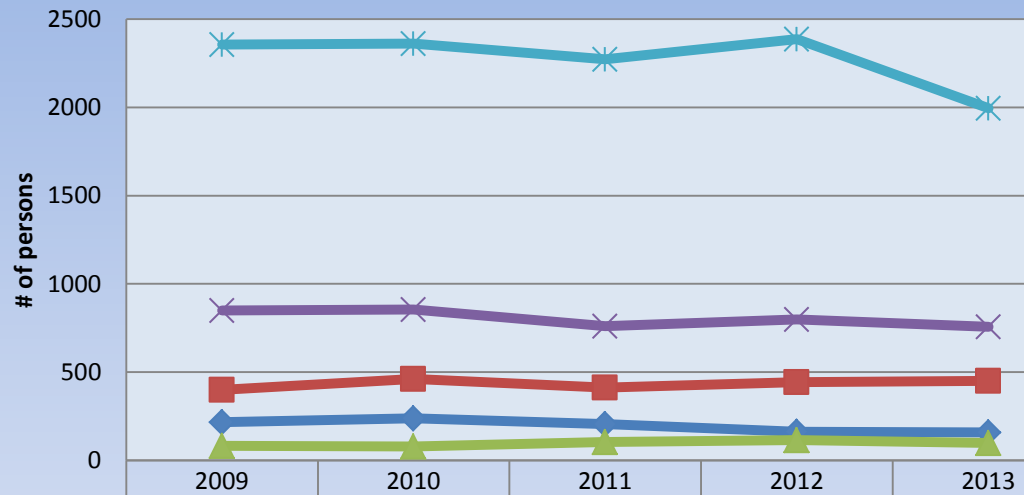
Length of homelessness



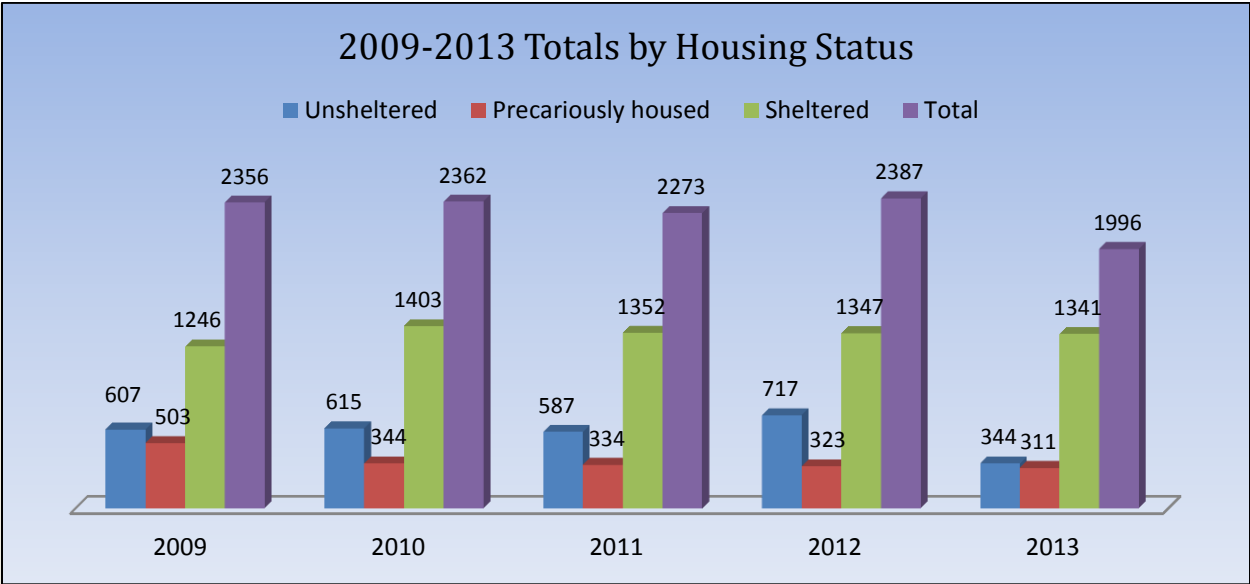
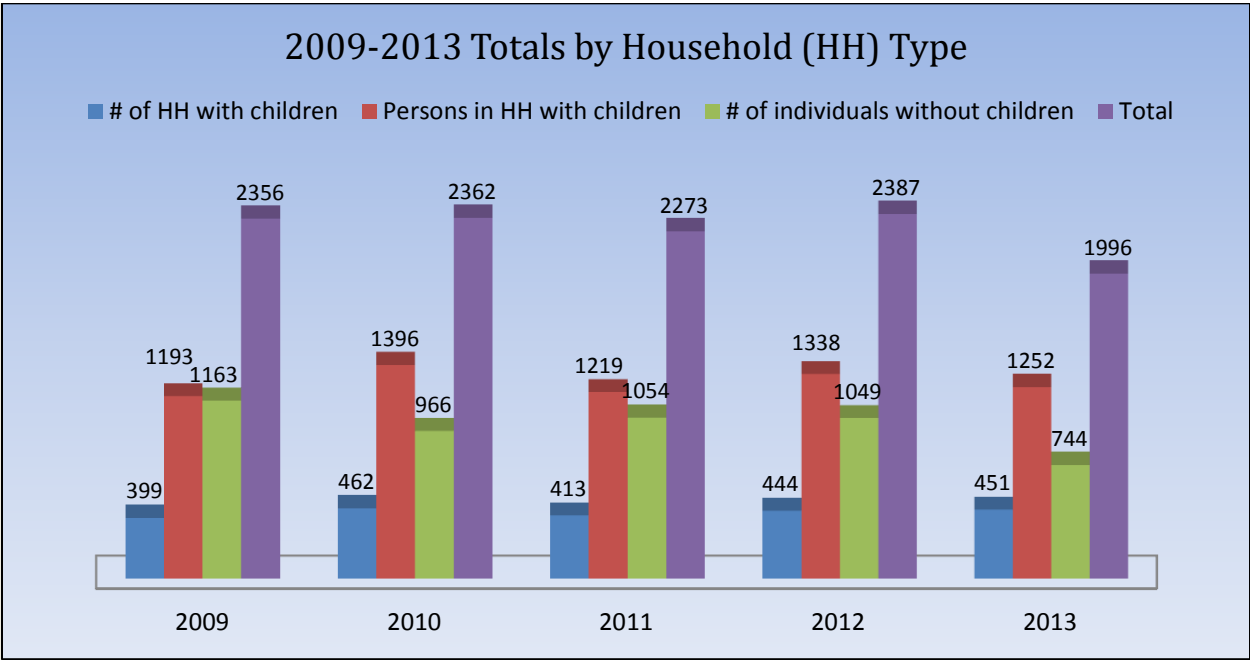
*Veterans and those with a reported disability, experienced homelessness close to one full year longer than the rest of those surveyed.

TRENDS

2009-2013 PIT totals



	2009	2010	2011	2012	2013
Chronic homeless individuals	217	238	205	163	158
Family households	399	462	413	444	451
Veterans	82	79	104	115	99
Youth - 17 and under	849	854	760	799	757
Total homeless count	2356	2362	2273	2387	1996



Reasonable accommodations will be made to provide additional information upon request. Please contact Nate Marti at (425) 388-3268 (voice), 425 388-3700 (TDD), or Nate.Marti@co.snohomish.wa.us (e-mail).