



PARTNERS IN CRIME PREVENTION

JANUARY/FEBRUARY 2012

INSIDE THIS ISSUE

BURGLARY PREVENTION—BURGLARIES ARE UP	1
BURGLARY PREVENTION—INVENTORYING YOUR POSSESSIONS	2
OPERATION ID—WHAT IT IS	2
BURGLARY PREVENTION—PROTECTING YOUR HOME	3
BURGLARY PREVENTION—MAKE YOUR HOME UNATTRACTIVE TO BURGLARS	3
BURGLARY PREVENTION—CONTINUED	4

BURGLARY PREVENTION—BURGLARIES ARE UP

Burglaries are up, especially in south Snohomish County. Recently, the press has covered several burglaries in Snohomish County:

- In early December, The Herald reported that burglaries were on the rise, especially in Lynnwood, Edmonds and Mountlake Terrace.

<http://heraldnet.com/article/20111207/NEWS01/712079886>

- On January 5, around 12:15pm, a burglar fled a home in the 2100 block of 208th St SE in Lynnwood with the homeowner, carrying a handgun, in pursuit. Deputies apprehended the suspect nearby about an hour later.

<http://www.kirotv.com/news/news/crime-law/police-armed-lynnwood-homeowner-chases-burglar/nGGZB/>

- Then, on January 7, a neighbor called 911 when he saw a suspicious man in his neighbor's backyard in the Blue Ridge community (18400 block of 71st Ave W). Lynnwood Police found a 26-year-old male with burglary tools in his backpack. The male is identified as the suspect in the backyard and booked into the Snohomish County jail.

<http://lynnwoodtoday.com/2012/01/07/ble-ridge-burglary/>

- In the late morning of Monday, January 9, a burglar was killed in a home

in the 10500 block of 21st Ave SE near Silver Lake. This incident received extensive media coverage with neighbors talking about getting guns to protect themselves and about an increase of burglaries and car prowls in the last few weeks.

http://www.heraldnet.com/article/20120109/news01/701109993/1131/news08?utm_source=dlvr.it&utm_medium=twitter

<http://www.kirotv.com/news/news/crime-law/homeowner-near-everett-shoots-kills-intruder/nGJbh/>

With the increase in burglaries, this might be a good time to make sure that your home is secure.

Marking certain of your valuables (mainly items such as electronics and tools) and keeping a household inventory with pictures can increase the likelihood of recovering your stolen items. Providing this information to deputies, if you are victimized, helps to increase the risk to the burglar.

There are some easy measures that you can take to control access to your house and therefore take opportunity away from burglars.

Burglars will find targets where they think the opportunity is high for a good haul and the risk is low of getting caught. You can discourage potential burglars by showing your house as low opportunity and high risk.



John Lovick, Sheriff
Snohomish County
Sheriff's Office

3000 Rockefeller
M/S 606
Everett, WA 98201
425-388-3393
<http://sheriff.snoco.org>

OPERATION ID- WHAT IT IS

To increase a burglar's risk of being caught if they steal from you, engrave your driver's license number, preceded with the letters "WA" and followed by the letters "DL", onto the frames of stereos, computers, TV's, etc. Also, record the serial numbers of your valuables.

If you engrave your license number on your electronics, they become more difficult to sell. This kind of engraving is a sign to pawn shops that the item is probably stolen. Also, if a piece of equipment that is engraved is recovered by a police agency, it will be easier for that agency to return it to you.

BURGLARY PREVENTION- INVENTORYING YOUR POSSESSIONS

For many years, police have encouraged the public to mark their items, under a program called "Operation ID," so that they have an easier time of proving that a suspect has stolen items and to return those stolen items to their rightful owners.

According to Rich Hine, a retired Everett police officer, making an inventory of your property is very important in case you become a burglary victim.

Police recover stolen property all of the time. But most of this property is not returned to its rightful owners, unless there is some way to identify who really owns it. Property crime detectives frequently talk about searching a suspect's home/apartment/storage unit finding numerous items that they are sure are stolen but cannot touch because they have no proof that the items do not belong to the suspect. This is as frustrating to the detectives as it is to the victims.

What cases get solved? Cases where the victims can provide good information about the theft have a 60-70% chance of recovery. Good information includes pictures of the items, inventories that include detailed descriptions and serial numbers (where appropriate), receipts showing the purchase of the stolen items, information about possible suspects and clues on the scene.

If you cannot provide any infor-

mation to the police, your chance of recovering your stolen property goes down to 10%.

So, helping the investigating deputy with all of the relevant information that you can will increase your chances of recovering your property and will help the Sheriff's Office apprehend the burglar.

Of course, to provide much of this information you need to prepare ahead of time.

Gather information. Make an inventory of your possessions. Include a description, manufacturer, model number, and serial number.

Take pictures of each of your items. Take a picture of the item and another picture of the serial number. Be sure to have pictures of the front and the back of the item.

After you have made your inventory and taken your pictures save them to media such as a CD, thumb drive or portable hard drive. Make at least three copies:

1. Give one copy to your insurance agent.
2. Put another copy in a safety deposit box.
3. Keep a copy at home.

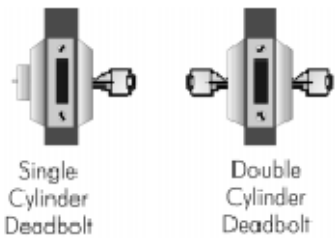
This may seem like a lot of work, but, if you are victimized you will have the information that will help the Sheriff's Office recover your property and catch the thief.

BURGLARY PREVENTION- PROTECTING YOUR HOME

Some burglars might be more adventuresome than others. They might ignore the cues that you give them and try to get into your house anyway. So you need to make it hard on them to get to your stuff.

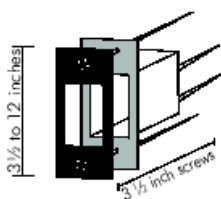
Doors and Locks. Exterior doors (and we consider the door from the house to the garage to be exterior) should be either solid wood core or metal.

Include dead bolt locks on all exterior doors. The bolts should extend at least one inch into the wall. The locks should be made of solid metal with no exposed exterior screws.



There are two types of dead bolts. Single cylinder dead bolts operate with

a key from the outside and a thumb lever on the inside. Double cylinder locks use a key both inside and out. If the lock is near a window a double cylinder deadbolt prevents a burglar from breaking the window then reaching around to open the door. **WARNING:** Double cylinder deadbolts can be a fire hazard. Leave the key in the lock on the inside of the door while you are in the house.

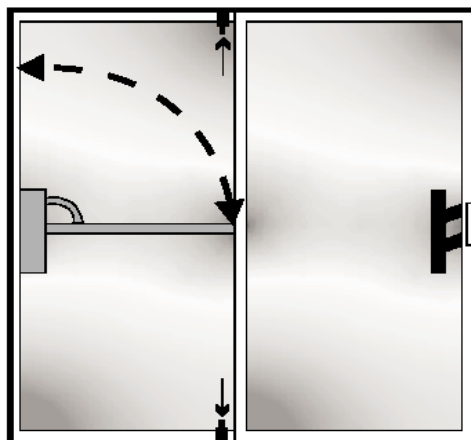


Be sure that your door has a heavy metal strike plate anchored to the door frame with 3 1/2 inch screws to secure it to the wall

stud. The plate and screws make it more difficult for a burglar to kick the door open.

Install a wide angle (180 degrees) peep hole in your front door, at the height of the shortest person in the house, so that you can see anyone at your front door without opening it.

Many houses have sliding glass doors in the back leading to a porch or deck. These doors should have some sort of vertical locking mechanism in addition to the lock on the handle. Keyed locks or hand-tightened locks that attach to the top and bottom of the sliding door will prevent the door from being forced open. Another technique is a Charlie Bar that mounts on the wall side of the doorway and swings down to lock the door in place.



A Charlie Bar is in place to prevent an intruder from forcing the sliding door open. Vertical arrows show where to place keyed or hand-tightened locks.

BURGLARY PREVENTION- MAKE YOUR HOME UNATTRACTIVE TO BURGLARS

- *Keep the front of your house visible from the street. Bushes should be no higher than 3 feet, tree branches should be no lower than 6 feet off the ground.*
- *If you have a wood fence be sure to have a lock that can be operated from inside the back yard.*
- *Don't have things lying around, especially ladders that would allow burglars to enter from the second floor.*
- *Keep your garage door closed. An open garage door invites a burglar to take anything in your garage and, if it is attached, in your house.*
- *If you have a security system, display the sign that says you have a security system. That will deter most burglars.*

BURGLARY PREVENTION- CONTINUED

Windows. Another point of entry for a house is it's windows. A burglar can open your window or break the glass to gain entry. In the past few years, the press has reported about summer burglaries and sexual assaults where the perpetrator gains entry through an open window. The victim leaves the window open to let cool air in.

Even without an open invitation of an open window burglars can go through windows that are unlocked. They will open the window catch with a pry bar or a sharp, pointed object. Others will try to remove a pane of glass by removing the glazing spline or putty with a knife. Still others may break the glass, reach in, and release the window catch.

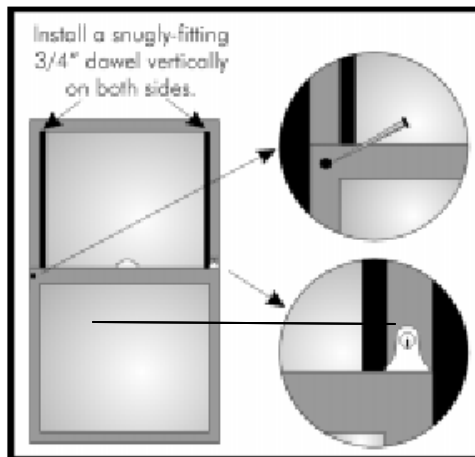
Make your glass unbreakable- Normal window pane glass is about 1/8 inch thick and easily broken. Replace this glass with thicker and stronger pane glass, or tempered glass, which is also stronger and will not cut someone who breaks it.

You can also secure a window by placing transparent polyester film on the inside glass. The film holds the glass together if the window is broken. Film is especially useful for sidelights and windows that could offer access to inside doorknobs and catches.

Secure your windows. An easy, inexpensive way to secure your windows is to use the "pin" trick. Drill an angled hole through the top frame of the lower window partially into the frame of the upper window. Then insert a nail or eye-bolt. The window can't be opened until you remove the nail. Make a second set of holes with the windows partly opened so you can have ventilation without intruders.

You can also snugly fit two 3/4 inch dowels vertically on both sides of the window about the bottom frame.

Another option is to install keyed or twist locks above the sliding portion of the window.



On the left: two dowels prevent the sliding portion of the window from opening. Upper right: shows the "pin" trick. Lower right: shows a keyed lock.

CRIME PREVENTION COORDINATOR

OFFICE OF COMMUNITY PARTNERSHIPS

neighborhoodwatch@snoco.org

SHERIFF'S OFFICE CRIME PREVENTION WEB PAGE:

http://sheriff.snoco.org/Sheriff_Services/Crime_Prevention.htm

NEWSLETTER INFO

EDITOR

Steve Moller

If you have questions regarding this newsletter or any articles that appear in it, please contact the editor at neighborhoodwatch@snoco.org

"PARTNERS IN CRIME PREVENTION NEWSLETTER" ARCHIVES:

http://sheriff.snoco.org/Sheriff_Services/CrimePrevention/CommunityPolicingNewsletter.htm

TIP LINES



Snohomish County Sheriff's Office: 425-388-3845

<http://www.snoco.org/app/ssh/anonymoustips/>

Crime Stoppers of Puget Sound: 1-800-222-8477